

iMGP US Small and Mid Company Growth Fund

Share class : C CHF HP
ISIN : LU0747343837
For professional and/or retail investors

Managed by
Polen Capital Management, LLC

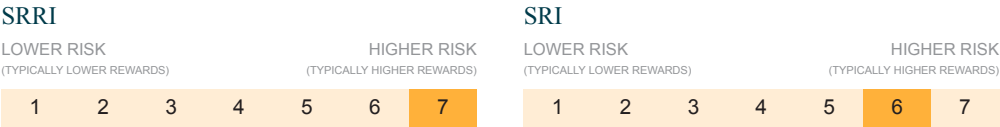
Important information

As indicated in the "Fund facts" section, a new strategy has been implemented within the Fund pursuant to a change of Fund manager. As a result, where historical information on the Fund may be misleading, it is, in the Management Company's opinion, more relevant to provide the investors with information on the strategy. In such case, this will be appropriately specified in this marketing document. Unless otherwise specified, data contained in this document are provided as at 2025.06.30.

Investment objective

The objective of this Sub-fund is to provide its investors with a long-term appreciation of their capital, principally by means of a focused portfolio of investments in high quality common stocks of small and medium companies of issuers of the United States of America. At least two thirds of the Sub-fund's assets are invested at all times in equities and similar transferable securities issued by companies of medium or small stock market capitalization and having their registered office in the United States or operating predominantly in the United States. The Bloomberg US 2500 Growth Net Return Index is used, in the appropriate currency of a given Share Class of the Sub-fund, for comparison only, including for performance comparison. **The Fund is actively managed, and the Fund's manager's discretionary powers are not constrained by the index.**

Risk/Return profile of the share class

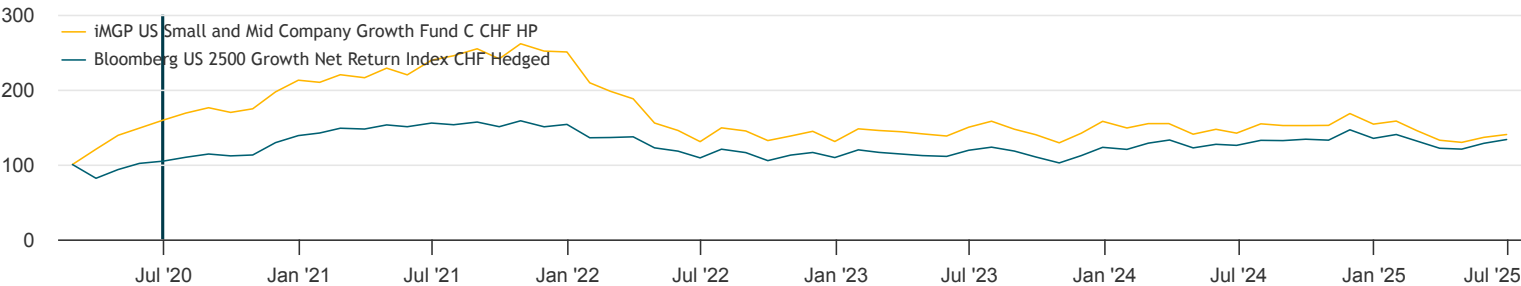


Fund facts

Fund manager	Polen Capital Management, LLC
Dividend policy	Accumulating
Last NAV	CHF 213.66
Fund size	USD 8.5 mn
Asset class	International Equities
Investment zone	US
Recommended invest. horizon	At least 5 years
Share class currency	CHF
Inception date of the strategy	2020.02.28
Inception date of the Share class	2012.03.29
New strategy implementation date	2020.06.30
Index	Bloomberg US 2500 Growth Net Return Index CHF Hedged
Legal structure	Luxembourg SICAV - UCITS
Registration	SG (QI), LU, GB, FR, ES, DE, CH, BE, AT
Classification SFDR	Article 8

Performance & risk measures

Past performance does not predict future returns.



Investor's attention is drawn to the fact that the graph above displays the performance and, if any, the index of the strategy until its implementation within the Fund on 2020.06.30 and the performance and, if any, the index of the Fund as from 2020.06.30. Since 1st May 2024, the Bloomberg US 2500 Growth Net Return Index CHF Hedged index is notably used for performance comparison. Before that date, the Fund used to be compared to an alternative index, which, for intellectual property rights, can no longer be referenced, even for historical performance. Accordingly, only the historical data of the new index are displayed above.

Monthly returns	Year	Jan	Feb	Mar	Apr	May	Jun	Jul	Aug	Sep	Oct	Nov	Dec
2025	-9.0%	2.7%	-8.1%	-8.8%	-2.2%	5.2%	2.8%	--	--	--	--	--	--
2024	-2.4%	-5.6%	3.9%	0.0%	-9.1%	4.7%	-3.5%	8.8%	-1.5%	0.0%	0.2%	10.4%	-8.4%
2023	20.6%	12.9%	-1.5%	-1.2%	-1.9%	-2.0%	8.5%	5.3%	-6.8%	-5.0%	-7.8%	10.0%	11.2%
2022	-47.8%	-16.4%	-5.4%	-5.1%	-17.2%	-6.4%	-10.3%	14.1%	-2.8%	-8.9%	4.6%	4.5%	-9.4%
2021	17.7%	-1.3%	4.8%	-1.8%	5.9%	-3.9%	8.9%	2.5%	3.8%	-5.3%	8.4%	-3.8%	-0.5%
2020	--	--	--	--	--	--	--	6.0%	4.3%	-3.6%	2.9%	12.9%	7.9%

Investor's attention is drawn to the fact that the figures displayed above are relating to the Fund.

Cumulative performance	Fund	Index	Calendar year performance	Fund	Index	Annualized risk measures	Fund	Index
1M	2.8%	4.0%	YTD	-9.0%	-1.1%	Volatility	25.9%	20.9%
3M	5.8%	9.6%	2024	-2.4%	9.7%	Sharpe ratio	0.0	0.3
6M	-9.0%	-1.1%	2023	20.6%	12.5%	Tracking error	9.8%	--
1Y	-1.3%	6.2%	2022	-47.8%	-28.8%	Information ratio	-0.5	--
3Y	7.3%	22.5%	2021	17.7%	10.8%	Beta	1.2	--
5Y	-12.0%	27.7%	2020	25.7%	26.8%	Correlation	0.9	--
Since inception	42.4%	168.1%	2019	15.3%	25.9%			
			2018	-14.3%	-9.2%			
Annualized performance	Fund	Index	2017	18.8%	19.4%			
3Y	2.4%	7.0%	2016	14.7%	9.1%			
5Y	-2.5%	5.0%						
Since inception	2.7%	7.7%						

Investor's attention is drawn to the fact that the figures displayed above are relating to the Fund. Index means Bloomberg US 2500 Growth Net Return Index CHF Hedged, which index is notably used, since 1st May 2024, for performance comparison. Before that date, the Fund used to be compared to an alternative index, which, for intellectual property rights, can no longer be referenced, even for historical performance. Accordingly, only the historical data of the new index are displayed above.

Source: iM Global Partner Asset Management.
Returns may increase or decrease as a result of currency fluctuations for investors whose natural currency differs from the Share class' currency. Annualized risk measures based on 3-year weekly returns if more than 3-year history or 1-year if less than 3-year history.



iMGP US Small and Mid Company Growth Fund

Share class : C CHF HP

For professional and/or retail investors

Fund manager Comment

Highlights

-Markets ended the quarter on a high note, with the Index up more than 4.4% in June The recovery rally that kicked off in early April continued its momentum on the back of mounting optimism around a more stable global trade backdrop and resilient economic data The iMGP U.S. Small and Mid Company Growth Fund underperformed the Index

Cumulative performance	Fund	Index
1M	2.8%	4.0%
YTD	-9.0%	-1.1%

Market Review

Markets ended the quarter on a high note, with the Index up more than 4.4% in June. The recovery rally that kicked off in early April continued its momentum on the back of mounting optimism around a more stable global trade backdrop and resilient economic data. Beta was again the best-performing style factor as a pure expression of increased risk appetite, with much of that leadership comprised of AI and AI-adjacent sectors and industries.

Fund Review

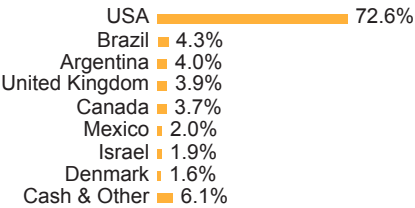
Fund underperformance was driven by weaker stock selection in Industrials and Financials, partially offset by positive selection in Consumer Staples and Utilities. Sector allocation—a residual of stock selection—was effectively neutral. Overweight to Financials and underweight to Consumer Staples aided performance, but were offset by the Energy underweight and zero Communication Services exposure. Top relative and absolute stock contributors were Entegris, e.l.f. Beauty, and Generac. Paycom Software, AAON, and EXL Service Holdings were the greatest relative detractors, with absolute detractors Paycom Software, AAON, and Goosehead Insurance. Entegris, a leading semiconductor materials supplier, was the top relative contributor, as renewed AI focus lifted semis. e.l.f. Beauty continued its meteoric run, now up nearly 150% off the April low, fueled by the \$1B acquisition of Hailey Bieber's beauty brand, Rhode, as well as optimism on the U.S. Court of International Trade's signal to block global tariffs, easing China supply chain concerns. Generac, a leading manufacturer of standby home generators, benefited from weather-related demand around a Midwest heatwave and the approaching hurricane season. Paycom Software—a cloud provider of human capital management solutions for small- and mid-sized businesses—faced near-term pressure on labor market concerns. AAON—maker of custom commercial and industrial HVAC equipment, including for the datacenter market—declined after a June investor day announcement of reduced 2Q expectations, despite maintaining 2025 guidance. EXL Service Holdings, an insurance-focused business process outsourcing company, sold off in sympathy with bellwether IT consultant Accenture in the second half of June, as concerns of constrained IT budgets and deferred project spending weighed on growth prospects.

Outlook

We remain optimistic about our companies' EPS growth outlook and the still relatively low valuations for SMID cap stocks. Despite persistent uncertainty, we remain confident in our ability to achieve our long-term return targets, as we believe solid business fundamentals and superior earnings growth should ultimately drive stock performance. Overall, we see the underlying health of the Fund's companies as robust and well-positioned despite an uncertain economic backdrop.

Portfolio Breakdown

By Country




By Sector

Industrials	27.9%
Technology	16.2%
Consumer Discretionary	12.4%
Finance	10.5%
Utilities	10.2%
Energy	6.0%
Health Care	5.2%
Materials	3.7%
Communications	1.0%
Consumer Staples	0.9%
Cash & Other	6.1%

Top 10

CARVANA CO	5.7%
BWX TECHNOLOGIES	4.9%
EMBRAER SA-SPON ADR	4.3%
SOFI TECHNOLOGIES INC	4.2%
VISTRA CORP	3.7%
CAMECO CORP	3.7%
NRG ENERGY INC	3.4%
CURTISS-WRIGHT	3.3%
TALEN ENERGY CORP	3.1%
AXON ENTERPRISE INC	2.6%
	38.9%

By Currency



By Market Capitalization

Over 30 Bns \$	19.8%
Between 20 and 30 Bns \$	13.6%
Between 10 and 20 Bns \$	32.1%
Between 5 and 10 Bns \$	28.4%
Cash & Other	6.1%

Top 3 Contributors

SOFI TECHNOLOGIES INC	0.5%
ENTEGRIS INC	0.4%
CARVANA CO	0.4%

Top 3 Detractors

PAYCOM SOFTWARE INC	-0.6%
AAON INC	-0.5%
GOOSEHEAD INSURANCE INC -A	-0.2%

Source: iM Global Partner Asset Management



iMGP US Small and Mid Company Growth Fund

Share class : C CHF HP

For professional and/or retail investors

Dealing information

Liquidity	Daily
Cut-off time	TD 12:00 Luxembourg
Minimum initial investment	-
Settlement	TD+2
ISIN	LU0747343837
CH Security Nr	14990632
Bloomberg	OYUSSC2 LX

Fees

Subscription fee	Max 3.00%
Redemption fee	Max 1.00%
Max management fee	1.75%
Effective management fee	1.75%
Performance fee	-

Administrative information

Central Administration	CACEIS Bank, Luxembourg Branch	Auditor	PwC Luxembourg
Transfert Agent	CACEIS Bank, Luxembourg Branch	Management company	iM Global Partner Asset Management S.A.
Custodian Bank	CACEIS Bank, Luxembourg Branch		

Important information

This marketing document has been issued by the investment fund, iMGP (hereinafter referred to as "iMGP"). It is not intended for distribution to or use by individuals or legal entities that are citizens of or reside in a state, country, or jurisdiction in which applicable laws and regulations prohibit its distribution, publication, issue, or use. Users are solely responsible for verifying that they are legally authorised to consult the information herein. **Only the most recent version of the prospectus, the key information document ("KID") (key investor information document ("KIID") in the UK), and the annual and half-yearly reports of iMGP (hereinafter referred to as iMGP's "legal documentation") should be considered as a basis for investment decisions. These documents are available in English on the website, www.imgp.com/iMGP, or from the iMGP offices at 5, Allée Scheffer, L-2520 Luxembourg.** For Switzerland, the prospectus, the key information document, the annual and semi-annual reports, as well as the statutes can be obtained without charges from CACEIS (Switzerland) SA– 35 Route de Signy - CH-1260 Nyon, representative for Switzerland and CACEIS Bank, Paris, succursale de Nyon / Suisse, paying agent for Switzerland. For other countries, the list of representatives is available on www.imgp.com.

The information or data contained in the present document does not in any way constitute an offer or a recommendation or advice to buy or sell shares in the Fund's units. Furthermore, any reference to a specific security in this document should not be construed as a recommendation or investment advice. They are intended solely to inform the investor as to past performance, and do not reflect the opinion of iMGP or any related companies as to future returns. The information, opinions and assessments contained in the present document shall apply at the time of publication and may be revoked or changed without prior notice. iMGP has not taken any measures to adapt to each individual investor who remains responsible for his own independent decisions. Moreover, investors are advised to consult their legal, financial or tax advisors before taking any investment decisions. Tax treatment depends entirely on the financial situation of each investor and may be subject to change. It is recommended that investors obtain the appropriate expert advice before taking any investment decisions. This marketing document is in no way intended to replace the legal documentation and/or any information that investors obtain from their financial advisors. « The information or data contained in this document does not constitute an offer, recommendation, or advice to buy or sell shares in the fund's units. For information on sustainability-related aspects of the fund, please visit the sustainability page of the iM Global Partner website: LU0747343837. Past performance does not predict future returns. Only the most recent version of the prospectus, the Key Information Document (KID)/Key Investor Information Document (KIID), and the annual and, if applicable, subsequent half-yearly reports of the investment fund "iMGP" should be considered as the basis for investment decisions. These documents, as well as the summary of investors' rights, are available in English on the website, iMGP, or from the iMGP offices at 5 Allée Scheffer, L-2520 Luxembourg. »

The value of the units referred to may fluctuate and investors may not recoup all or part of their original investment. Investors should consult the iMGP's prospectus for further details on the risks involved. **Past performance does not predict future returns.** It is calculated in the unit currency and, where investments are made in a different currency, may also be affected by fluctuations in exchange rates. The performance data given does not include commissions or any fees linked to the subscription to and/or repurchase of shares. **Returns are calculated net of fees in the reference currencies of specific sub - funds.** They reflect the current fees, include management commissions and possibly also performance commissions deducted from the sub-funds. All returns are calculated from NAV to NAV with dividends reinvested. Unless otherwise stated, the performance of sub-funds is shown on a total return basis, including dividends or any other relevant distributions. All returns shown are gross of any tax deductions that could be applicable to an investor. It is possible that companies linked to iMGP and their executives, directors or personnel hold or have held stakes or positions in the securities listed in this document, or that they have traded or acted as market maker for these securities. Moreover, these entities or individuals may also have past or present ties with the executives of the companies issuing the abovementioned shares; furnish or have furnished financial or other services; or are or have been a director of the companies in question. Please note that any reference to an index is made for information purposes only. The performance of the Fund may differ from the performance of the index. None of the index provider data may be reproduced or re-disseminated in any form and may not be used as a basis for or a component of any financial instruments or products or indices. The risk indicator of the Fund is deemed to reflect the level of risk of the Fund. It can vary from 1 to 7. Level 1 on the scale does not mean that investing in the Fund is risk free. The indicator is based on historic data and can therefore not guarantee the level of future risk of the Fund. The indicator is also not intended to be an investment objective for the Fund and therefore can vary over time. For further information, please refer to the most recent version of the key information document ("KID"), ("KIID" in the UK).