

iMGP European Subordinated Bonds Fund

Share class : N EUR D
ISIN : LU1594473917

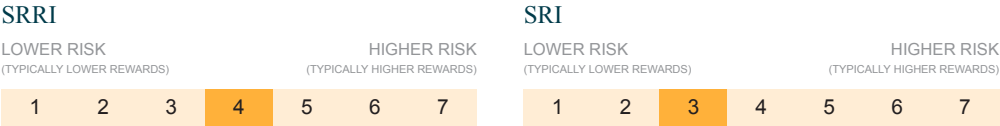
Managed by
Ersel Asset Management SGR

For professional and/or retail investors

Investment objective

The Fund's objective is to generate investment growth mainly through any types of subordinated bonds, including convertible bonds and, for maximum 50%, contingent convertible bonds, issued by European entities or entities predominantly active in Europe. The Fund may, to a lesser extent, invest in other fixed income securities, including ABS (Asset Backed Securities). The Index ICE BofA ML EUR Financial Subordinated is used for comparison only, incl. for performance comparison. The Fund is actively managed and the manager's discretionary powers are not constrained by the Index. Although the manager may take into consideration the Index composition, the Fund may bear little resemblance to the Index. As part of the aforementioned investment policy, the manager may also invest in Credit Default Swaps, both as buyer and as seller of protection. **The Fund is actively managed, and the Fund's manager's discretionary powers are not constrained by the index.**

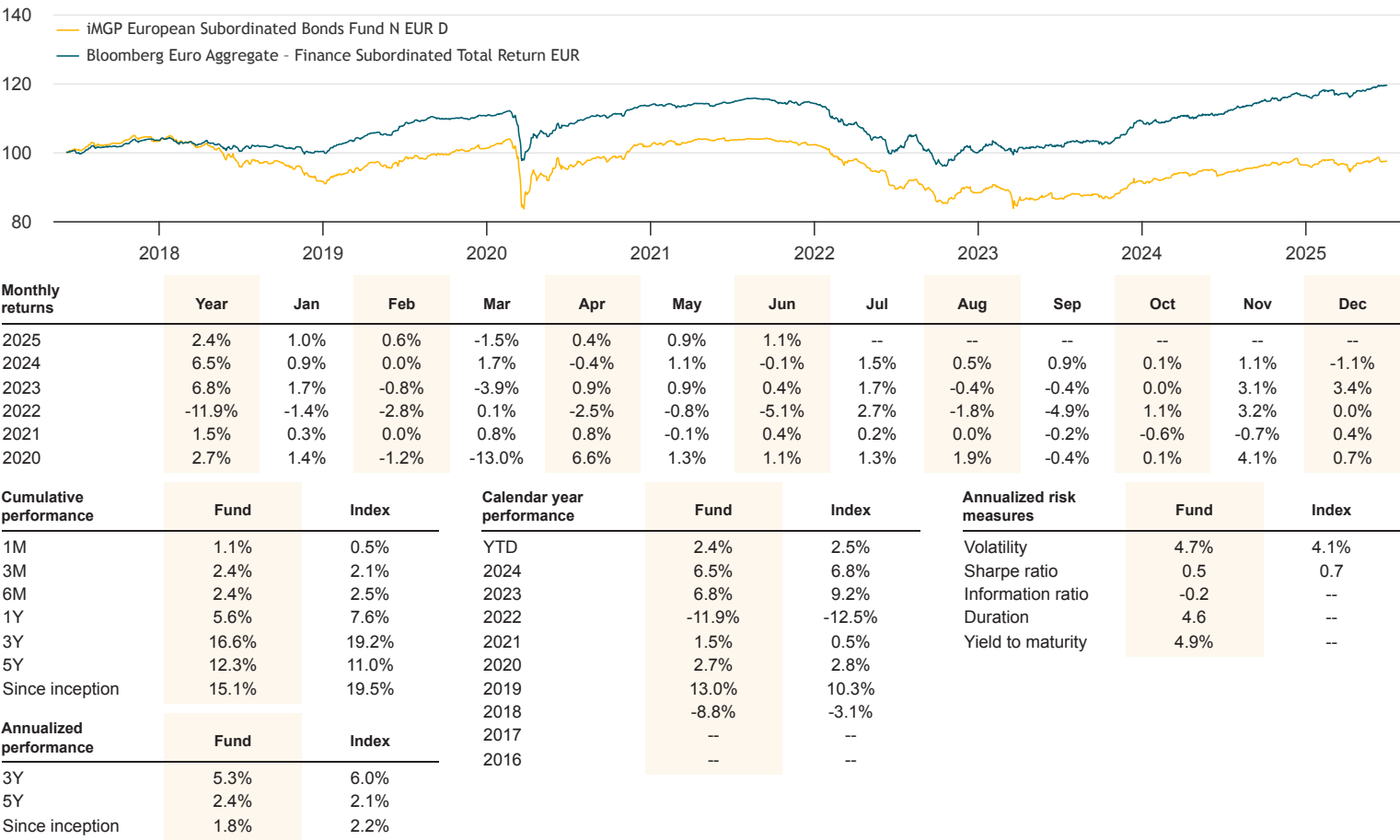
Risk/Return profile of the share class



Fund facts

Fund manager	Ersel Asset Management SGR
Dividend policy	Distributing
Last NAV	EUR 146.12
Fund size	EUR 29.1 mn
Asset class	European Bonds
Investment zone	Europe
Recommended invest. horizon	At least 4 years
Share class currency	EUR
Inception date of the Share class	2017.06.08
Index	Bloomberg Euro Aggregate – Finance Subordinated Total Return EUR
Legal structure	Luxembourg SICAV - UCITS
Registration	LU, IT, CH
Classification SFDR	Article 8

Performance & risk measures



Source: iM Global Partner Asset Management.
Returns may increase or decrease as a result of currency fluctuations for investors whose natural currency differs from the Share class' currency. Annualized risk measures based on 3-year weekly returns if more than 3-year history or 1-year if less than 3-year history.

iMGP European Subordinated Bonds Fund

Share class : N EUR D

For professional and/or retail investors

Fund manager Comment

Highlights

-Rates trended downward in the US on more dovish monetary policy expectations whilst risk-free mildly rose in Europe on higher defence spending projections Spreads tightened across all segments driving risky asset outperformance Among subordinated bonds, COCOs were best performers gaining more than 1.5 point on average The strategy posted overall positive returns outpacing the reference index taking benefit from its exposure to COCOs

Cumulative performance	Fund	Index
1M	1.1%	0.5%
YTD	2.4%	2.5%

Market Review

In June, heightened geopolitical tensions had a relatively limited impact on risky assets, which found support from a subsequent de-escalation in the Middle East and new progress in tariff negotiations with China and Europe. In the U.S. interest rates reversed the upward trend seen in May, driven by progress on inflation and pressure from the Trump administration for a more dovish monetary policy. In contrast, in Europe the risk-free yield curve rose mildly following the decision by NATO countries to increase defense spending to 5% of GDP by 2035. In this context, spreads tightened slightly across all segments, leading to marginally positive results in investment grade, and outperformance in high beta assets, with Senior HY and Tier 2 gaining around half a point and CoCos rising by 1.5 points, bringing the year-to-date gains to approximately 4 points.

Fund Review

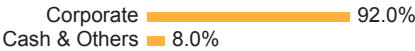
The strategy posted positive returns outperforming its reference index by almost 70bps taking benefit from its exposure to COCOs. Best contributors were in fact AT1 instruments such DB perp (+1.6%) and Groupama perp (+1.9%). No instrument had a negative contribution, but less positive contribution came from T2s such as Credit Agricole 2033 (+0.2%) and Santander 2033 (+0.1%). In the reference period the fund experienced more than 6mln of redemptions, but the overall allocation was kept broadly unchanged. Exposure to COCO increased slightly at around 33%, while Tier2 mildly decreased their weight at 50%, while Hybrids remained at 8% and cash increased to towards 8%. The overall duration was unchanged at 4.5 years, 0.5 years above its reference index.

Outlook

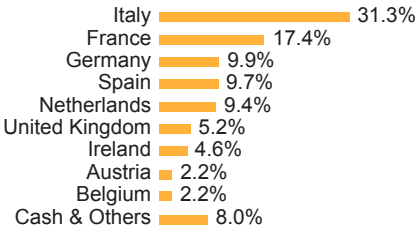
Credit valuations are back in expensive territory despite uncertainties on growth prospects and fiscal policies for both US and Eurozone and the strategy will continue to keep a moderately cautious approach looking for better entry point before further increasing its risk exposure.

Portfolio Breakdown

Asset allocation



By Country



By Currency



By Maturity

Between 5 and 7 years	2.7%
Between 7 and 10 years	27.2%
More than 10 years	70.1%

By Sector

Financials	83.5%
Communications	5.7%
Energy	2.8%
Cash & Others	8.0%

By Seniority

T2	42.8%
COCO	36.5%
SUB	20.7%

By Rating

A	2.9%
BBB	48.3%
BB	44.0%
B	4.8%

Top 10

SOCGEN 5.625% 06/33 EMTN	3.0%
CNFPF VAR 07/54 EMTN	3.0%
TELEFO VAR PERP	3.0%
ISPIM VAR 11/36 EMTN	2.8%
ENIIM VAR PERP EMTN	2.8%
VOD VAR 08/80	2.7%
ALVGR VAR 07/54	2.7%
BPCEGP VAR 01/35 EMTN	2.6%
CMZB VAR 10/34 EMTN	2.6%
BBVASM VAR 02/36 GMTN	2.6%
	27.8%

Source: iM Global Partner Asset Management



iMGP European Subordinated Bonds Fund

Share class : N EUR D

For professional and/or retail investors

Dealing information

Liquidity	Daily
Cut-off time	TD 12:00 Luxembourg
Minimum initial investment	-
Settlement	TD+2
ISIN	LU1594473917
CH Security Nr	36350817
Bloomberg	OYESNED LX

Fees

Subscription fee	Max 1.00%
Redemption fee	Max 1.00%
Max management fee	1.50%
Effective management fee	1.50%
Performance fee	-

Administrative information

Central Administration	CACEIS Bank, Luxembourg Branch	Auditor	PwC Luxembourg
Transfert Agent	CACEIS Bank, Luxembourg Branch	Management company	iM Global Partner Asset Management S.A.
Custodian Bank	CACEIS Bank, Luxembourg Branch		

Important information

This marketing document has been issued by the investment fund, iMGP (hereinafter referred to as "iMGP"). It is not intended for distribution to or use by individuals or legal entities that are citizens of or reside in a state, country, or jurisdiction in which applicable laws and regulations prohibit its distribution, publication, issue, or use. Users are solely responsible for verifying that they are legally authorised to consult the information herein. **Only the most recent version of the prospectus, the key information document ("KID") (key investor information document ("KIID") in the UK), and the annual and half-yearly reports of iMGP (hereinafter referred to as iMGP's "legal documentation") should be considered as a basis for investment decisions. These documents are available in English on the website, www.imgp.com/iMGP, or from the iMGP offices at 5, Allée Scheffer, L-2520 Luxembourg.** For Switzerland, the prospectus, the key information document, the annual and semi-annual reports, as well as the statutes can be obtained without charges from CACEIS (Switzerland) SA– 35 Route de Signy - CH-1260 Nyon, representative for Switzerland and CACEIS Bank, Paris, succursale de Nyon / Suisse, paying agent for Switzerland. For other countries, the list of representatives is available on www.imgp.com.

The information or data contained in the present document does not in any way constitute an offer or a recommendation or advice to buy or sell shares in the Fund's units. Furthermore, any reference to a specific security in this document should not be construed as a recommendation or investment advice. They are intended solely to inform the investor as to past performance, and do not reflect the opinion of iMGP or any related companies as to future returns. The information, opinions and assessments contained in the present document shall apply at the time of publication and may be revoked or changed without prior notice. iMGP has not taken any measures to adapt to each individual investor who remains responsible for his own independent decisions. Moreover, investors are advised to consult their legal, financial or tax advisors before taking any investment decisions. Tax treatment depends entirely on the financial situation of each investor and may be subject to change. It is recommended that investors obtain the appropriate expert advice before taking any investment decisions. This marketing document is in no way intended to replace the legal documentation and/or any information that investors obtain from their financial advisors. « The information or data contained in this document does not constitute an offer, recommendation, or advice to buy or sell shares in the fund's units. For information on sustainability-related aspects of the fund, please visit the sustainability page of the iM Global Partner website: LU1594473917. Past performance does not predict future returns. Only the most recent version of the prospectus, the Key Information Document (KID)/Key Investor Information Document (KIID), and the annual and, if applicable, subsequent half-yearly reports of the investment fund "iMGP" should be considered as the basis for investment decisions. These documents, as well as the summary of investors' rights, are available in English on the website, iMGP, or from the iMGP offices at 5 Allée Scheffer, L-2520 Luxembourg."

The value of the units referred to may fluctuate and investors may not recoup all or part of their original investment. Investors should consult the iMGP's prospectus for further details on the risks involved. **Past performance does not predict future returns.** It is calculated in the unit currency and, where investments are made in a different currency, may also be affected by fluctuations in exchange rates. The performance data given does not include commissions or any fees linked to the subscription to and/or repurchase of shares. **Returns are calculated net of fees in the reference currencies of specific sub - funds.** They reflect the current fees, include management commissions and possibly also performance commissions deducted from the sub-funds. All returns are calculated from NAV to NAV with dividends reinvested. Unless otherwise stated, the performance of sub-funds is shown on a total return basis, including dividends or any other relevant distributions. All returns shown are gross of any tax deductions that could be applicable to an investor. It is possible that companies linked to iMGP and their executives, directors or personnel hold or have held stakes or positions in the securities listed in this document, or that they have traded or acted as market maker for these securities. Moreover, these entities or individuals may also have past or present ties with the executives of the companies issuing the abovementioned shares; furnish or have furnished financial or other services; or are or have been a director of the companies in question. Please note that any reference to an index is made for information purposes only. The performance of the Fund may differ from the performance of the index. None of the index provider data may be reproduced or re-disseminated in any form and may not be used as a basis for or a component of any financial instruments or products or indices. The risk indicator of the Fund is deemed to reflect the level of risk of the Fund. It can vary from 1 to 7. Level 1 on the scale does not mean that investing in the Fund is risk free. The indicator is based on historic data and can therefore not guarantee the level of future risk of the Fund. The indicator is also not intended to be an investment objective for the Fund and therefore can vary over time. For further information, please refer to the most recent version of the key information document ("KID"), ("KIID" in the UK).