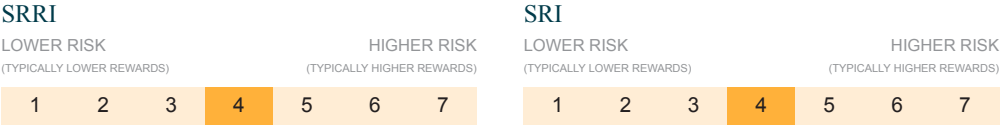


Investment objective

The Fund aims to deliver a minimum return of cash (BofaML US 3-MonthTreasury Bill Index +4% p.a.) on a rolling 5 years basis. It may invest at the global level between different types of investment: equities, bonds (incl., but not limited to, for up to 50% in subinvestment bonds and for up to 20% in contingent convertible bonds up to 20%), cash, money market instruments, currencies, as well as commodities, listed and unlisted derivatives. Equity exposure may account for up to 75% of the Fund's assets. The Fund's exposure to gold and precious metals is limited to a maximum of 20%, while the exposure to commodities other than gold and precious metals may not exceed 25% of its assets. It may also invest in structured products. Total exposure to emerging markets may not exceed 40% of the Fund's assets. The Sub-fund promotes environmental and social characteristics but does not have sustainable investment as its objective and is therefore classified as article 8 according to Regulation (EU) 2019/2088 ('SFDR'). **The Fund is actively managed, and the Fund's manager's discretionary powers are not constrained by the index.**

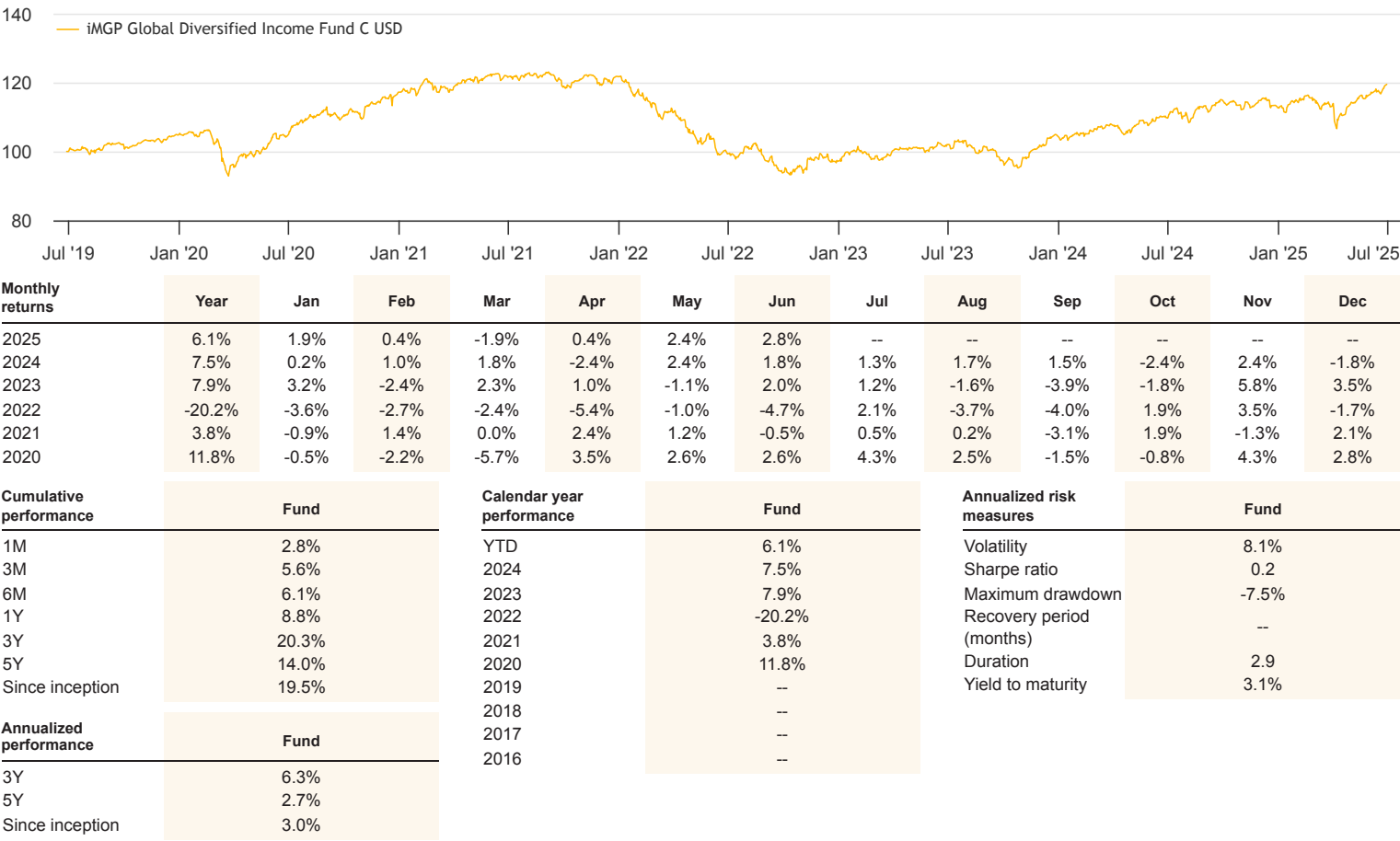
Risk/Return profile of the share class



Fund facts

Fund manager	Bank SYZ Ltd
Dividend policy	Accumulating
Last NAV	USD 183.71
Fund size	USD 18.8 mn
Asset class	Multi-Asset
Investment zone	Global
Recommended invest. horizon	At least 5 years
Share class currency	USD
Inception date of the Share class	2019.06.28
Legal structure	Luxembourg SICAV - UCITS
Registration	LU, IT, GB, FR, ES, DE, CH, BE, AT
Classification SFDR	Article 8

Performance & risk measures



Source: iM Global Partner Asset Management.
Returns may increase or decrease as a result of currency fluctuations for investors whose natural currency differs from the Share class' currency. Annualized risk measures based on 3-year weekly returns if more than 3-year history or 1-year if less than 3-year history.

iMGP Global Diversified Income Fund

Share class : C USD

For professional and/or retail investors

Fund manager Comment

Highlights

-June's geopolitical developments further contributed to an already tumultuous quarter Global equities performed strongly, driven by robust gains in Emerging Markets and the U.S. U.S. Treasury yields declined in June, supporting fixed income performance

Cumulative performance	Fund
1M	2.8%
YTD	6.1%

Market Review

June remained volatile, adding to a turbulent quarter. The month's key event was Israel's strike on Iran's nuclear facilities, though a ceasefire followed 10 days later. Despite geopolitical tensions, resilient economic data and softer U.S. CPI figures supported markets and boosted Fed rate cut expectations. Global equities rose, led by U.S. technology stocks, emerging markets, and Japan, while Europe declined, dragged down by Swiss stocks. U.S. Treasuries gained as yields fell. Credit spreads tightened across IG and HY. Gold dipped slightly, and most major currencies strengthened against the U.S. dollar, except the yen.

Fund Review

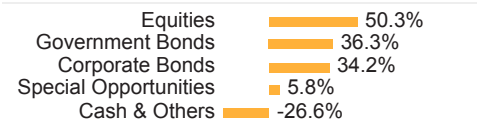
The fund delivered a positive return in June, supported by both equity and bond allocations. The primary driver of performance was the equity allocation, with U.S. and Emerging Market equities making the strongest contributions. In contrast, European equities had a slightly negative impact. Fixed income also contributed positively to returns. The fund's credit allocation was particularly beneficial, as declining interest rates and tightening credit spreads created a favourable backdrop. Diversification strategies delivered a broadly neutral contribution during the month. Within the equity allocation, the manager made slight adjustments, reducing exposure to U.S. equities. Specifically, positions in Nvidia were trimmed after its significant recent rally, locking in gains. Additionally, the fund reduced its holding in Apple, which has continued to underperform its peers in the technology sector.

Outlook

Fundamental supports for equities remain solid (earnings growth prospects, global economic growth, valuations in non-US markets, liquidity), though market volatility is expected to persist. In the meantime, the fixed income market continues to offer an interesting setup that allows to benefit from yield carry without taking undue risks in terms of interest rate volatility and credit quality. Until visibility improves on inflation dynamics, growth trajectories, and fiscal policy, patience and selectivity remain essential, until tactical opportunities arise for extending bond maturities and duration exposure. For now, we maintain a constructive stance across equities and fixed income, without strong directional bias in order to navigate the expected summer volatility.

Portfolio Breakdown

Asset allocation



By Currency



Equities Exposure By Sector

Technology	9.4%
Financials	8.9%
Communications	4.5%
Consumer Discretionary	4.0%
Health Care	2.3%
Consumer Staples	1.4%
Other	69.4%

Bonds Exposure By Rating

AAA	22.8%
AA	40.9%
A	29.4%
BBB	6.9%

Equities Exposure By Region

Emerging Countries	12.1%
EMU	10.6%
Europe ex-EMU	1.4%
Japan	4.2%
North America	68.6%
Other	3.1%

Bonds Exposure By Region

North America	64.9%
EMU	14.8%
SUPRANATIONAL	11.0%
Europe ex-EMU	5.4%
Asia ex Japan	3.8%

Source: iM Global Partner Asset Management



iMGP Global Diversified Income Fund

Share class : C USD

For professional and/or retail investors

Dealing information

Liquidity	Daily
Cut-off time	TD 12:00 Luxembourg
Minimum initial investment	-
Settlement	TD+2
ISIN	LU1965317347
CH Security Nr	46930857
Bloomberg	OYMCUHP LX

Fees

Subscription fee	Max 3.00%
Redemption fee	Max 1.00%
Max management fee	1.40%
Effective management fee	1.40%
Performance fee	-

Administrative information

Central Administration	CACEIS Bank, Luxembourg Branch	Auditor	PwC Luxembourg
Transfert Agent	CACEIS Bank, Luxembourg Branch	Management company	iM Global Partner Asset Management S.A.
Custodian Bank	CACEIS Bank, Luxembourg Branch		

Important information

This marketing document has been issued by the investment fund, iMGP (hereinafter referred to as "iMGP"). It is not intended for distribution to or use by individuals or legal entities that are citizens of or reside in a state, country, or jurisdiction in which applicable laws and regulations prohibit its distribution, publication, issue, or use. Users are solely responsible for verifying that they are legally authorised to consult the information herein. **Only the most recent version of the prospectus, the key information document ("KID") (key investor information document ("KIID") in the UK), and the annual and half-yearly reports of iMGP (hereinafter referred to as iMGP's "legal documentation") should be considered as a basis for investment decisions. These documents are available in English on the website, www.imgp.com/iMGP, or from the iMGP offices at 5, Allée Scheffer, L-2520 Luxembourg.** For Switzerland, the prospectus, the key information document, the annual and semi-annual reports, as well as the statutes can be obtained without charges from CACEIS (Switzerland) SA– 35 Route de Signy - CH-1260 Nyon, representative for Switzerland and CACEIS Bank, Paris, succursale de Nyon / Suisse, paying agent for Switzerland. For other countries, the list of representatives is available on www.imgp.com.

The information or data contained in the present document does not in any way constitute an offer or a recommendation or advice to buy or sell shares in the Fund's units. Furthermore, any reference to a specific security in this document should not be construed as a recommendation or investment advice. They are intended solely to inform the investor as to past performance, and do not reflect the opinion of iMGP or any related companies as to future returns. The information, opinions and assessments contained in the present document shall apply at the time of publication and may be revoked or changed without prior notice. iMGP has not taken any measures to adapt to each individual investor who remains responsible for his own independent decisions. Moreover, investors are advised to consult their legal, financial or tax advisors before taking any investment decisions. Tax treatment depends entirely on the financial situation of each investor and may be subject to change. It is recommended that investors obtain the appropriate expert advice before taking any investment decisions. This marketing document is in no way intended to replace the legal documentation and/or any information that investors obtain from their financial advisors. « The information or data contained in this document does not constitute an offer, recommendation, or advice to buy or sell shares in the fund's units. For information on sustainability-related aspects of the fund, please visit the sustainability page of the iM Global Partner website: LU1965317347. Past performance does not predict future returns. Only the most recent version of the prospectus, the Key Information Document (KID)/Key Investor Information Document (KIID), and the annual and, if applicable, subsequent half-yearly reports of the investment fund "iMGP" should be considered as the basis for investment decisions. These documents, as well as the summary of investors' rights, are available in English on the website, iMGP, or from the iMGP offices at 5 Allée Scheffer, L-2520 Luxembourg. »

The value of the units referred to may fluctuate and investors may not recoup all or part of their original investment. Investors should consult the iMGP's prospectus for further details on the risks involved. **Past performance does not predict future returns.** It is calculated in the unit currency and, where investments are made in a different currency, may also be affected by fluctuations in exchange rates. The performance data given does not include commissions or any fees linked to the subscription to and/or repurchase of shares. **Returns are calculated net of fees in the reference currencies of specific sub - funds.** They reflect the current fees, include management commissions and possibly also performance commissions deducted from the sub-funds. All returns are calculated from NAV to NAV with dividends reinvested. Unless otherwise stated, the performance of sub-funds is shown on a total return basis, including dividends or any other relevant distributions. All returns shown are gross of any tax deductions that could be applicable to an investor. It is possible that companies linked to iMGP and their executives, directors or personnel hold or have held stakes or positions in the securities listed in this document, or that they have traded or acted as market maker for these securities. Moreover, these entities or individuals may also have past or present ties with the executives of the companies issuing the abovementioned shares; furnish or have furnished financial or other services; or are or have been a director of the companies in question. Please note that any reference to an index is made for information purposes only. The performance of the Fund may differ from the performance of the index. None of the index provider data may be reproduced or re-disseminated in any form and may not be used as a basis for or a component of any financial instruments or products or indices. The risk indicator of the Fund is deemed to reflect the level of risk of the Fund. It can vary from 1 to 7. Level 1 on the scale does not mean that investing in the Fund is risk free. The indicator is based on historic data and can therefore not guarantee the level of future risk of the Fund. The indicator is also not intended to be an investment objective for the Fund and therefore can vary over time. For further information, please refer to the most recent version of the key information document ("KID"), ("KIID" in the UK).