

iMGP Trinity Street Global Equity Fund

Managed by  
Trinity Street Asset Management LLP

Share class : I USD

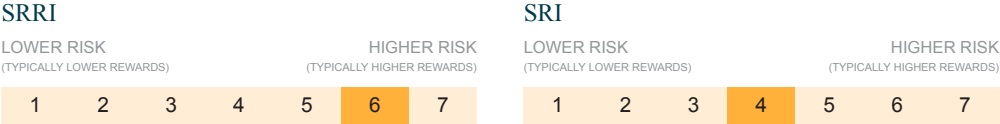
ISIN : LU2951555825

For professional investors

Investment objective

The objective of this Fund is to provide its investors with long term capital growth, principally by investing in equities and equity related securities globally. Such securities will generally be listed or traded on developed market countries and, to a limited extent, in emerging markets. The Fund's portfolio will invest primarily in mid to large capitalisation companies but will also invest in small capitalisation companies. The Fund will typically invest in 20 to 35 companies but may exceed this number depending on market conditions, with a maximum of 50 positions. The Sub-Manager looks for “under-recognized change” opportunities and focuses its research effort on fundamental bottom-up analysis of companies undergoing significant changes, which it believes to be undervalued or underappreciated by the markets. The Fund promotes environmental and/or social characteristics according to article 8 of the SFDR but does not have sustainable investment as its objective.

Risk/Return profile of the share class





# iMGP Trinity Street Global Equity Fund

Share class : I USD

For professional investors

## Fund manager Comment

### Highlights

-Equity markets advanced in August as investors priced a high likelihood of a September US Fed rate cut. The Fund outperformed its benchmark over the month. The best performing positions on a relative basis included Suzuki Motor, Franco Nevada and Alphabet, whilst the largest detractors were Intuit, CNH Industrial and HDFC Bank.

### Market Review

US equities pushed higher throughout the month as investors grew more confident the US Federal Reserve would cut rates in September, with a second cut tentatively priced in for year-end. Political pressure on the composition of the Federal Reserve Open Market Committee also helped further elevate gold prices 5.8%. The dollar weakened c.2% against the euro, pound and yen. Geopolitics, with meetings between the US and Russian presidents, contributed towards weaker Brent oil and natural gas prices. The S&P 500 gained 1.9% in the month, the Nasdaq Composite 1.6%, STOXX Europe 600 0.7% and TOPIX 4.5%.

### Fund Review

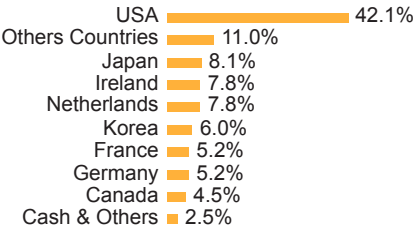
Versus its benchmark, the Fund outperformed in August. Industrials and Materials contributed positively, while Information Technology detracted on a stock specific basis. Country effects were helped by Japanese exposure. Japanese car manufacturer Suzuki was the strongest relative performer helped by proposed tax policies that may benefit its operations in India. Gold royalty company, Franco Nevada, benefited from continued strength in gold prices as well as reporting solid second quarter results. Alphabet performed well on continued optimism around AI driven demand and digital ad resilience. The largest detractor was the IT company Intuit. After a recent period of strong share price appreciation, Intuit underperformed in the month as investors reassessed the long-term disruptive threat of AI to software company business models. We believe Intuit will ultimately prove to be an AI-winner as it rolls out AI features into its mission-critical software platforms. Shares in the farm machinery company CNH Industrial detracted as management flagged a muted 2H given tariff impacts and lower production to address channel inventory. While there is undoubtedly some uncertainty on global trade in the near term, we see CNH operational improvements and the eventual recovery of the agricultural market as benefiting the share in the longer term. Indian Bank, HDFC was hampered by the US' implementation of 50% tariffs, which pressured the wider Indian market and short-term headwinds from MSCI index rebalancing and HDFC's bonus share issuance.

### Outlook

We continue to focus on finding mispriced shares of companies undergoing positive, under recognised change, driven by bottom-up research rather than macro forecasting. Portfolio construction remains benchmark and index aware but agnostic, and we will lean into idiosyncratic catalysts where our work indicates a minimum 50% absolute upside on a 2–3-year view.

## Portfolio Breakdown

### By Country



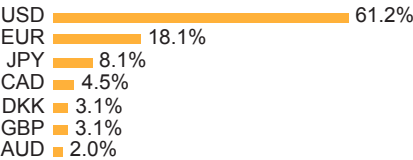
### By Sector

Technology	21.3%
Industrials	17.3%
Consumer Discretionary	14.6%
Materials	13.1%
Financials	8.6%
Communications	7.6%
Health Care	6.7%
Consumer Staples	5.0%
Energy	3.1%
Cash & Others	2.5%

### Top 10

ALPHABET INC CL A	4.6%
MICROSOFT CORP	4.3%
AMAZON.COM INC	3.8%
FRANCO-NEVADA CORP	3.7%
SUZUKI MOTOR	3.3%
VESTAS WIND SYSTEMS A/S	3.1%
SMURFIT WESTROCK PLC GBP	3.1%
SAMSUNG ELECT-GDR	3.1%
LVMH MOET HENNESSY LOUIS VUI	3.1%
NORTHROP GRUMMAN CORP	3.1%
	35.2%

### By Currency



### By Market Capitalization

Mega Cap > 30 bn	50.4%
Large Cap 5 bn - 30 bn	45.1%
Mid Cap 1 bn - 5 bn	1.9%
Cash & Others	2.5%

### Top 3 Contributors

SUZUKI MOTOR	0.6%
FRANCO-NEVADA CORP	0.6%
ALPHABET INC CL A	0.5%

### Top 3 Detractors

INTUIT INC	-0.5%
CNH INDUSTRIAL NV	-0.3%
HDFC BANK LTD-ADR	-0.2%

Source: iM Global Partner Asset Management



# iMGP Trinity Street Global Equity Fund

Share class : I USD

For professional investors

## Dealing information

Liquidity	Daily
Cut-off time	TD-1 16:00 Luxembourg
Minimum initial investment	1,000,000
Settlement	TD+2
ISIN	LU2951555825
CH Security Nr	141856428
Bloomberg	IMTSGEI LX

## Fees

Subscription fee	-
Redemption fee	-
Max management fee	0.90%
Effective management fee	0.72%
Performance fee	-

## Administrative information

Central Administration	CACEIS Bank, Luxembourg Branch	Auditor	PwC Luxembourg
Transfert Agent	CACEIS Bank, Luxembourg Branch	Management company	iM Global Partner Asset Management S.A.
Custodian Bank	CACEIS Bank, Luxembourg Branch		

## Important information

This marketing document has been issued by the investment fund, iMGP (hereinafter referred to as "iMGP"). It is not intended for distribution to or use by individuals or legal entities that are citizens of or reside in a state, country, or jurisdiction in which applicable laws and regulations prohibit its distribution, publication, issue, or use. Users are solely responsible for verifying that they are legally authorised to consult the information herein. **Only the most recent version of the prospectus, the key information document ("KID") (key investor information document ("KIID") in the UK), and the annual and half-yearly reports of iMGP (hereinafter referred to as iMGP's "legal documentation") should be considered as a basis for investment decisions. These documents are available in English on the website, [www.imgp.com/iMGP](http://www.imgp.com/iMGP), or from the iMGP offices at 5, Allée Scheffer, L-2520 Luxembourg.** For Switzerland, the prospectus, the key information document, the annual and semi-annual reports, as well as the statutes can be obtained without charges from CACEIS (Switzerland) SA– 35 Route de Signy - CH-1260 Nyon, representative for Switzerland and CACEIS Bank, Paris, succursale de Nyon / Suisse, paying agent for Switzerland. For other countries, the list of representatives is available on [www.imgp.com](http://www.imgp.com).

The information or data contained in the present document does not in any way constitute an offer or a recommendation or advice to buy or sell shares in the Fund's units. Furthermore, any reference to a specific security in this document should not be construed as a recommendation or investment advice. They are intended solely to inform the investor as to past performance, and do not reflect the opinion of iMGP or any related companies as to future returns. The information, opinions and assessments contained in the present document shall apply at the time of publication and may be revoked or changed without prior notice. iMGP has not taken any measures to adapt to each individual investor who remains responsible for his own independent decisions. Moreover, investors are advised to consult their legal, financial or tax advisors before taking any investment decisions. Tax treatment depends entirely on the financial situation of each investor and may be subject to change. It is recommended that investors obtain the appropriate expert advice before taking any investment decisions. This marketing document is in no way intended to replace the legal documentation and/or any information that investors obtain from their financial advisors. « The information or data contained in this document does not constitute an offer, recommendation, or advice to buy or sell shares in the fund's units. For information on sustainability-related aspects of the fund, please visit the sustainability page of the iM Global Partner website: [LU2951555825](http://LU2951555825). Past performance does not predict future returns. Only the most recent version of the prospectus, the Key Information Document (KID)/Key Investor Information Document (KIID), and the annual and, if applicable, subsequent half-yearly reports of the investment fund "iMGP" should be considered as the basis for investment decisions. These documents, as well as the summary of investors' rights, are available in English on the website, [iMGP](http://iMGP), or from the iMGP offices at 5 Allée Scheffer, L-2520 Luxembourg. »

The value of the units referred to may fluctuate and investors may not recoup all or part of their original investment. Investors should consult the iMGP's prospectus for further details on the risks involved. **Past performance does not predict future returns.** It is calculated in the unit currency and, where investments are made in a different currency, may also be affected by fluctuations in exchange rates. The performance data given does not include commissions or any fees linked to the subscription to and/or repurchase of shares. **Returns are calculated net of fees in the reference currencies of specific sub - funds.** They reflect the current fees, include management commissions and possibly also performance commissions deducted from the sub-funds. All returns are calculated from NAV to NAV with dividends reinvested. Unless otherwise stated, the performance of sub-funds is shown on a total return basis, including dividends or any other relevant distributions. All returns shown are gross of any tax deductions that could be applicable to an investor. It is possible that companies linked to iMGP and their executives, directors or personnel hold or have held stakes or positions in the securities listed in this document, or that they have traded or acted as market maker for these securities. Moreover, these entities or individuals may also have past or present ties with the executives of the companies issuing the abovementioned shares; furnish or have furnished financial or other services; or are or have been a director of the companies in question. Please note that any reference to an index is made for information purposes only. The performance of the Fund may differ from the performance of the index. None of the index provider data may be reproduced or re-disseminated in any form and may not be used as a basis for or a component of any financial instruments or products or indices. The risk indicator of the Fund is deemed to reflect the level of risk of the Fund. It can vary from 1 to 7. Level 1 on the scale does not mean that investing in the Fund is risk free. The indicator is based on historic data and can therefore not guarantee the level of future risk of the Fund. The indicator is also not intended to be an investment objective for the Fund and therefore can vary over time. For further information, please refer to the most recent version of the key information document ("KID"), ("KIID" in the UK).