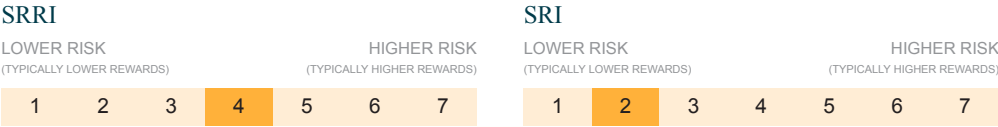


Investment objective

The objective of this Fund is to provide its investors with overall total return consisting of a high level of current income together with long-term capital appreciation through a portfolio where (i) at least 80% of its net assets are invested in high yield debt securities, including convertible bonds and contingent convertible bonds, and (ii) at least two thirds of its net assets are invested in high yield securities (rating lower than Baa3) denominated in EUR. The Fund may invest up to 100% of its net assets in high yield securities.

Risk/Return profile of the share class



Fund facts

Fund manager	Polen Capital Credit, LLC
Dividend policy	Accumulating
Last NAV	EUR 1,013.60
Fund size	EUR 16.9 mn
Asset class	European Bonds
Investment zone	Europe
Recommended invest. horizon	At least 4 years
Share class currency	EUR
Inception date of the Share class	2025.07.31
New strategy implementation date	-
Index	ICE BofA Euro High Yield Constrained Index
Legal structure	Luxembourg SICAV - UCITS
Registration	AT, IT, ES, FR, LU
Classification SFDR	Article 8

Source: iM Global Partner Asset Management.
Returns may increase or decrease as a result of currency fluctuations for investors whose natural currency differs from the Share class' currency. Annualized risk measures based on 3-year weekly returns if more than 3-year history or 1-year if less than 3-year history.

iMGP European High Yield Fund

Share class : I S EUR

For professional investors

Fund manager Comment

Highlights

-The European high yield market spread to worst tightened by 19bps to 276bps in December. The market started 2025 with a spread to worst of 335bps. The US Federal Reserve cut interest rates for the third time in four months in December whilst the Bank of England also cut rates for the fourth time this year. This contrasts with the monetary backdrop in continental Europe where the rate-cutting cycle may be over after four cuts in the first half of the year.

Market Review

The ICE BofA Euro HY Constrained Index returned 0.37% in Dec, taking the full year return to 5.15%. BB-rated bonds returned 0.3% compared against a return of 0.61% for Bs and -0.41% for CCCs. Over the year CCC-rated bonds returned -2.48% whereas BBs and Bs fared significantly better with returns of 5.4% & 5.68% respectively. The ICE BofA Sterling High Yield Index (hedged to Euros) posted returns of 0.62% in Dec and 6.47% over the full year. 2025 represented the 3rd year running that the Sterling High Yield market outperformed the Euro market. The largest contribution to the weakness in the CCC portion of the market came from Altice International where the owner opted to remove assets from the restricted group in order to improve his negotiating position with creditors. The secured bonds fell 8% whilst the subordinated bonds dropped by 36%. We don't have any exposure to the company.

Fund Review

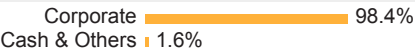
The iMGP European High Yield Fund launched on the 31st July 2025. The fund returned 0.9% in December. Since launch the fund has returned 1.5% compared against 1.4% for the index. Negative contributors included the hybrid investments in the Real Estate companies Citycon and Cpi Property Group as those bonds continued to drift lower in the period. We have exited the former after the ownership change and the negative connetations there and have reduced our exposure to Cpi Property given the low income yield and alternative opportunities. Sherwood Financing, the UK debt collector and Softbank Group were also small drags to relative performance in December. The fund generated strong relative returns in the chemicals sector due to a lack of exposure to Ineos Quattro bonds which slipped 9% as well as a strong bounce in Cabb as a result of a de-leveraging asset sale and a continued grind higher in Ask Chemicals and Synthomer. This has been a voaltile sector since the end of summer and will continue to be an important part of the market in 2026. The leisure sector generated the strongest relative returns for the fund with positive contributions from Cirsra Gaming, Merlin Entertainments and the Motel One Group. Our lack of exposure to UK gaming, and Evoke in particular, after the UK budget announcement was also a positive. The fund took a position in the secured bonds of Modulaire Services, the industrial business, after better than expected results and given the opportunity for further price appreciation from here. Outlook: Though spreads remain relatively compressed we think 2026 will be another positive year for the asset class. The ICE BofA Euro High Yield Constrained Index yield to worst of 5.2% represents a decent all-in yield and is likely a decent indicator of the ballpark return investors can expect over the coming twelve months.

Outlook

The macroeconomic backdrop is supportive with some of the triggers for volatility, such as tariffs, now behind us whilst drivers for growth such as defense spending and technological investment (which will support ancillary sectors such as infrastructure and energy) are accelerating. In our view the B-rated portion of the market, with a yield to worst of just above 6%, represents the best opportunity set whilst BBs look slightly over-valued with a yield of 4.2%. We remain cautious about CCC-risk.

Portfolio Breakdown

Asset allocation



By Maturity

Less than 1 year	1.4%
Between 1 and 3 years	6.2%
Between 3 and 5 years	44.5%
Between 5 and 7 years	27.6%
Between 7 and 10 years	2.2%
More than 10 years	18.1%

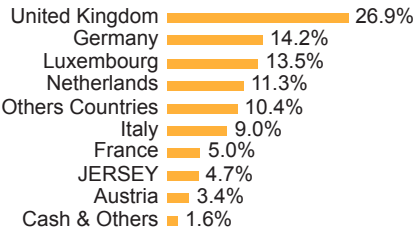
By Rating

BBB	1.8%
BB	31.3%
B	65.0%
CCC	1.9%

By Currency



By Country



By Sector

Consumer Discretionary	21.2%
Financials	18.1%
Communications	13.8%
Materials	8.4%
Consumer Staples	7.9%
Technology	6.7%
Industrials	6.6%
Health Care	6.3%
Energy	5.2%
Utilities	4.2%
Cash & Others	1.6%

Top 10

TELEFO VAR PERP .	2.6%
EDF VAR PERP EMTN	2.5%
ARDGRP 6.875% 02/31 REGS	2.2%
VIVION FRN 02/29 EMTN	2.1%
SOFTBK 7.25% 07/32	2.1%
CBRSER 6.375% 04/30 REGS	2.0%
BENTLR 7.25% 06/31 REGS	1.9%
KIELN 9% 02/29	1.8%
OEGFIN 7.25% 09/29 REGS	1.8%
TCHEN 4.625% 07/32 REGS	1.8%
	20.8%

Source: iM Global Partner Asset Management



iMGP European High Yield Fund

Share class : I S EUR

For professional investors

Dealing information

Liquidity	Daily
Cut-off time	TD 12:00 Luxembourg
Minimum initial investment	1,000,000
Settlement	TD+2
ISIN	LU3111845049
CH Security Nr	147642589
Bloomberg	IMEHSE LX

Fees

Subscription fee	Max 0.00%
Redemption fee	Max 0.00%
Max management fee	0.80%
Effective management fee	0.20%
Performance fee	-

Administrative information

Central Administration	CACEIS Bank, Luxembourg Branch	Auditor	PwC Luxembourg
Transfert Agent	CACEIS Bank, Luxembourg Branch	Management company	iM Global Partner Asset Management S.A.
Custodian Bank	CACEIS Bank, Luxembourg Branch		

Important information

This marketing document has been issued by the investment fund, iMGP (hereinafter referred to as "iMGP"). It is not intended for distribution to or use by individuals or legal entities that are citizens of or reside in a state, country, or jurisdiction in which applicable laws and regulations prohibit its distribution, publication, issue, or use. Users are solely responsible for verifying that they are legally authorised to consult the information herein. **Only the most recent version of the prospectus, the key information document ("KID") (key investor information document ("KIID") in the UK), and the annual and half-yearly reports of iMGP (hereinafter referred to as iMGP's "legal documentation") should be considered as a basis for investment decisions. These documents are available in English on the website, www.imgp.com/iMGP, or from the iMGP offices at 5, Allée Scheffer, L-2520 Luxembourg.** For Switzerland, the prospectus, the key information document, the annual and semi-annual reports, as well as the statutes can be obtained without charges from CACEIS (Switzerland) SA– 35 Route de Signy - CH-1260 Nyon, representative for Switzerland and CACEIS Bank, Paris, succursale de Nyon / Suisse, paying agent for Switzerland. For other countries, the list of representatives is available on www.imgp.com.

The information or data contained in the present document does not in any way constitute an offer or a recommendation or advice to buy or sell shares in the Fund's units. Furthermore, any reference to a specific security in this document should not be construed as a recommendation or investment advice. They are intended solely to inform the investor as to past performance, and do not reflect the opinion of iMGP or any related companies as to future returns. The information, opinions and assessments contained in the present document shall apply at the time of publication and may be revoked or changed without prior notice. iMGP has not taken any measures to adapt to each individual investor who remains responsible for his own independent decisions. Moreover, investors are advised to consult their legal, financial or tax advisors before taking any investment decisions. Tax treatment depends entirely on the financial situation of each investor and may be subject to change. It is recommended that investors obtain the appropriate expert advice before taking any investment decisions. This marketing document is in no way intended to replace the legal documentation and/or any information that investors obtain from their financial advisors. « The information or data contained in this document does not constitute an offer, recommendation, or advice to buy or sell shares in the fund's units. For information on sustainability-related aspects of the fund, please visit the sustainability page of the iM Global Partner website: LU3111845049. Past performance does not predict future returns. Only the most recent version of the prospectus, the Key Information Document (KID)/Key Investor Information Document (KIID), and the annual and, if applicable, subsequent half-yearly reports of the investment fund "iMGP" should be considered as the basis for investment decisions. These documents, as well as the summary of investors' rights, are available in English on the website, iMGP, or from the iMGP offices at 5 Allée Scheffer, L-2520 Luxembourg. »

The value of the units referred to may fluctuate and investors may not recoup all or part of their original investment. Investors should consult the iMGP's prospectus for further details on the risks involved. **Past performance does not predict future returns.** It is calculated in the unit currency and, where investments are made in a different currency, may also be affected by fluctuations in exchange rates. The performance data given does not include commissions or any fees linked to the subscription to and/or repurchase of shares. **Returns are calculated net of fees in the reference currencies of specific sub - funds.** They reflect the current fees, include management commissions and possibly also performance commissions deducted from the sub-funds. All returns are calculated from NAV to NAV with dividends reinvested. Unless otherwise stated, the performance of sub-funds is shown on a total return basis, including dividends or any other relevant distributions. All returns shown are gross of any tax deductions that could be applicable to an investor. It is possible that companies linked to iMGP and their executives, directors or personnel hold or have held stakes or positions in the securities listed in this document, or that they have traded or acted as market maker for these securities. Moreover, these entities or individuals may also have past or present ties with the executives of the companies issuing the abovementioned shares; furnish or have furnished financial or other services; or are or have been a director of the companies in question. Please note that any reference to an index is made for information purposes only. The performance of the Fund may differ from the performance of the index. None of the index provider data may be reproduced or re-disseminated in any form and may not be used as a basis for or a component of any financial instruments or products or indices. The risk indicator of the Fund is deemed to reflect the level of risk of the Fund. It can vary from 1 to 7. Level 1 on the scale does not mean that investing in the Fund is risk free. The indicator is based on historic data and can therefore not guarantee the level of future risk of the Fund. The indicator is also not intended to be an investment objective for the Fund and therefore can vary over time. For further information, please refer to the most recent version of the key information document ("KID"), ("KIID" in the UK).