



iMGP Japan Opportunities Fund

Share class : I EUR HP
ISIN : LU1158909215

Managed by
Eurizon Capital SGR S.p.A.

For professional investors

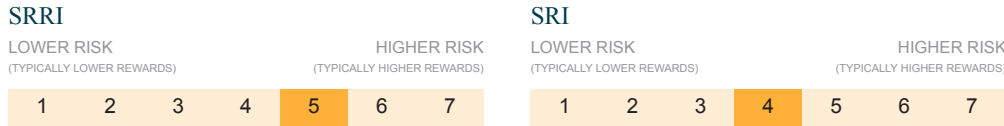
Investment objective

The objective of this Sub-fund is to provide its investors with capital growth; at least two thirds of the Sub-fund's assets are invested at all times in equities and other similar instruments issued by companies having their registered office in Japan. The Sub-fund may purchase securities traded on the regulated markets listed in section 13 "Investment restrictions" and in particular on the Jasdaq. **Although the Fund is actively managed, and the Fund's Manager is not limited to investing in accordance with the composition of the index, the Fund may be constrained by certain risk indicators or restrictions that refer to the index.** The Sub-fund includes the integration of ESG factors into its investment selection process.

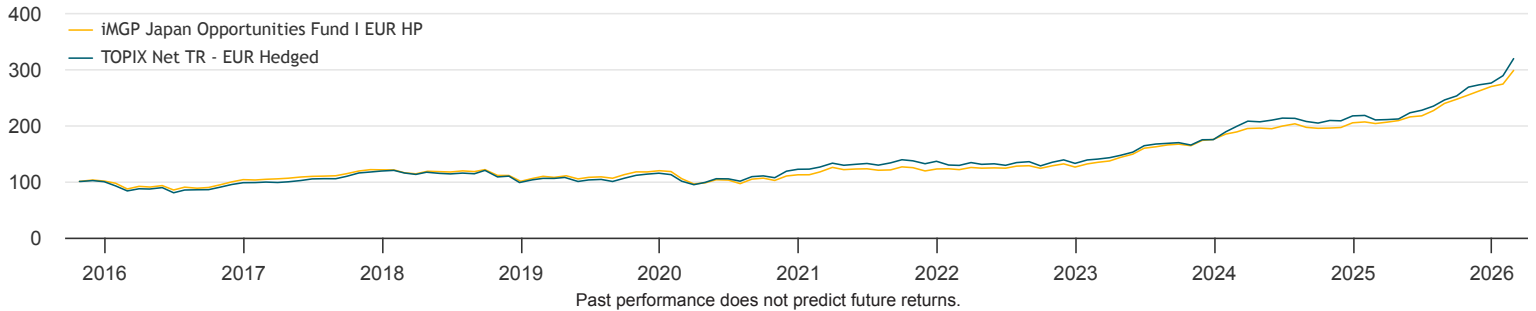
Fund facts

Fund manager	Eurizon Capital SGR S.p.A.
Dividend policy	Accumulating
Last NAV	EUR 2,975.43
Fund size	JPY 85,507.5 mn
Asset class	International Equities
Investment zone	Japan
Recommended invest. horizon	At least 5 years
Share class currency	EUR
Inception date of the Share class	2015.10.26
Index	TOPIX Net TR - EUR Hedged
Legal structure	Luxembourg SICAV - UCITS
Registration	SG (QI), LU, IT (QI), GB, FR, ES, DE, CH, AT
Classification SFDR	Article 8

Risk/Return profile of the share class



Performance & risk measures



Monthly returns	Year	Jan	Feb	Mar	Apr	May	Jun	Jul	Aug	Sep	Oct	Nov	Dec
2026	10.6%	1.6%	8.9%	--	--	--	--	--	--	--	--	--	--
2025	31.6%	0.8%	-1.4%	1.2%	1.4%	3.1%	0.9%	4.3%	5.6%	3.1%	3.1%	2.8%	3.1%
2024	16.9%	5.4%	2.1%	3.2%	0.4%	-0.6%	2.4%	2.0%	-3.1%	-0.9%	0.2%	0.5%	4.3%
2023	39.2%	4.5%	2.2%	1.8%	4.6%	4.1%	7.1%	1.6%	2.0%	0.8%	-1.6%	5.8%	1.0%
2022	2.8%	0.3%	-1.3%	3.2%	-1.0%	0.4%	-0.4%	3.0%	0.6%	-3.6%	3.7%	2.7%	-4.3%
2021	9.3%	0.1%	4.5%	7.0%	-3.3%	1.0%	0.3%	-2.1%	0.5%	4.5%	-1.1%	-4.7%	3.0%

Cumulative performance	Fund		Calendar year performance	Index		Annualized risk measures	Fund		Index	
	Fund	Index		Fund	Index		Fund	Index		
1M	8.9%	10.5%	YTD	10.6%	15.8%	Volatility	13.6%	16.3%		
3M	14.0%	17.1%	2025	31.6%	27.0%	Sharpe ratio	2.0	1.7		
6M	24.6%	30.0%	2024	16.9%	24.3%	Tracking error	5.3%	--		
1Y	46.5%	52.1%	2023	39.2%	32.0%	Information ratio	-0.2	--		
3Y	122.0%	127.9%	2022	2.8%	-2.8%	Beta	0.8	--		
5Y	154.6%	153.7%	2021	9.3%	11.7%	Correlation	1.0	--		
Since inception	197.5%	218.5%	2020	-6.1%	6.1%					
			2019	18.8%	16.9%					
			2018	-16.9%	-17.3%					
			2017	17.0%	21.2%					
Annualized performance	Fund		Index							
3Y	30.5%	31.6%								
5Y	20.5%	20.4%								
Since inception	11.1%	11.8%								

Annualized risk measures are calculated metrics between the respective reference indexes and the fund. Annualized risk measures based on 5-year monthly returns or 3-year returns if less than 5-year history or 1-year if less than 3-year history.

iMGP Japan Opportunities Fund

Share class : I EUR HP

For professional investors

Fund manager Comment

Highlights

- TOPIX NTR up by +10.5%, second best monthly performance in over 10 years • Japanese market on risk-on mode • Continuous challenging stock picking due to elevated valuations

Cumulative performance	Fund	Index
1M	8.9%	10.5%
YTD	10.6%	15.8%

Market Review

The TOPIX NTR rallied +10.5% vs +1.9% for global equities. By market cap, Mega-caps lagged by 3 points while the Large, Mid and Small-caps gained 13% each. Value style gained 12%, 3pts ahead of Growth. The market continued to be driven by momentum while low volatility factor remained overlooked. The JPY lost -1% vs the USD and EUR. Real Estate and Materials sectors rallied c.+20% each. The former gained on a solid Tokyo office property market and the latter on companies exposed to metals and AI related materials. Communication Services declined by -4% as its two largest constituents Nintendo and Softbank Group lost -10% and -4% respectively. The LDP won a landslide victory at Lower House election, the largest majority since post-war. Prime minister Takaichi remains committed to fiscal sustainability despite its growth investment agenda and a potential consumption tax cut.

Fund Review

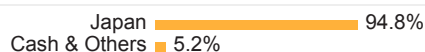
The fund gained c.+9% lagging the market by c.-1.5 point. The underperformance was explained by a poor stock selection especially within Industrials. The sector allocation contributed less than +1pt thanks to the underweight in Communication Services and the overweight in Real Estate. For the second consecutive month, fund's overweight in domestic names detracted less than -1pt as the group lagged with a +7% gain. All the fund's underperformance was explained by the perceived AI losers, notably Recruit -15%, even if these IT companies appear immune or even beneficiary of AI technology. Mitsubishi Estate, +34%, was the largest contributor, c.+50bps, on solid fundamental for its Tokyo office leasing business. Fuji Electric +27%, and Murata +31%, contributed c.+30bps each as both benefitting from AI server demand. The fund remains exposed to Real Estate sector with a 7% weight, a 4pts active bet. Consumer Discretionary is also overweight by 4pts at 20%. The fund has underweight sector exposures between -3 to -4pts to Industrials - 24% weight -, Communication Services - 3% - and Materials - 2%. The net cash positioning is at maintenance level while most of it is invested in TOPIX futures due to a lack of buying opportunities. The ESG profile is broadly unchanged and continues to outperform the benchmark, particularly in terms of carbon emission intensity.

Outlook

The market is expected to remain supported by strong earnings momentum and the double-digit EPS growth expected for fiscal year 2026. Market participants are in a risk-on mode despite elevated valuations, particularly within semiconductors, banking, commodities and defence. Broader market breadth will be required for more sustainable gains. On the monetary front, market participants are expecting a rate hike before summer, followed by another toward the end of the year. However, with headline inflation decelerating, sustained wage growth will be key to the Bank of Japan's ability to deliver these hikes. The fund focuses on domestic companies and reasonably priced free cash flow generators even if the team is challenged to find attractive stock picking due to elevated valuation.

Portfolio Breakdown

By Country



By Sector

Industrials	20.7%
Consumer Discretionary	17.2%
Financials	15.1%
Technology	10.9%
Consumer Staples	7.8%
Real Estate	6.5%
Materials	5.7%
Government	4.6%
Health Care	3.5%
Communications	2.8%
Cash & Others	5.2%

Top 10

TOYOTA MOTOR CORP	7.2%
JGB 0.1% 3/27	4.6%
MIZUHO FINANCIAL GROUP INC	4.4%
mitsui & co ltd	3.9%
SONY GROUP CORP (JT)	3.8%
mitsubishi estate	3.4%
KEYENCE CORP	3.1%
JAPAN POST BANK CO LTD	2.9%
RECRUIT HOLDINGS CO LTD	2.8%
EAST JAPAN RAILWAY	2.6%
	38.7%

By Currency



By Market Capitalization

Mega Cap > 30 bn	39.2%
Large Cap 5 bn - 30 bn	23.3%
Mid Cap 1 bn - 5 bn	26.5%
Small Cap < 1 bn	1.2%
Cash & Others	9.8%

Top 3 Contributors

MITSUBISHI ESTATE	1.0%
TOPIX INDX 03/26 OSE	0.9%
MITSUI & CO LTD	0.7%

Top 3 Detractors

RECRUIT HOLDINGS CO LTD	-0.6%
SHIFT INC	-0.1%
GMO PAYMENT GATEWAY INC	-0.1%

Source: iM Global Partner Asset Management

iMGP Japan Opportunities Fund

Share class : I EUR HP

For professional investors

Dealing information

Liquidity	Daily
Cut-off time	TD-1 12:00 Luxembourg
Minimum initial investment	1,000,000
Settlement	TD+2
ISIN	LU1158909215
CH Security Nr	26497573
Bloomberg	OYJOIE2 LX

Fees

Subscription fee	Max 0.00%
Redemption fee	Max 1.00%
Max management fee	0.75%
Effective management fee	0.75%
Performance fee	-

Administrative information

Central Administration	CACEIS Bank, Luxembourg Branch	Auditor	PwC Luxembourg
Transfert Agent	CACEIS Bank, Luxembourg Branch	Management company	iM Global Partner Asset Management S.A.
Custodian Bank	CACEIS Bank, Luxembourg Branch		

Important information

This marketing document has been issued by the investment fund, iMGP (hereinafter referred to as "iMGP"). It is not intended for distribution to or use by individuals or legal entities that are citizens of or reside in a state, country, or jurisdiction in which applicable laws and regulations prohibit its distribution, publication, issue, or use. Users are solely responsible for verifying that they are legally authorised to consult the information herein. **Only the most recent version of the prospectus, the key information document ("KID") (key investor information document ("KIID") in the UK), and the annual and half-yearly reports of iMGP (hereinafter referred to as iMGP's "legal documentation") should be considered as a basis for investment decisions. These documents are available in English on the website, www.imgp.com/iMGP, or from the iMGP offices at 5, Allée Scheffer, L-2520 Luxembourg.** For Switzerland, the prospectus, the key information document, the annual and semi-annual reports, as well as the statutes can be obtained without charges from CACEIS (Switzerland) SA- 35 Route de Signy - CH-1260 Nyon, representative for Switzerland and CACEIS Bank, Paris, succursale de Nyon / Suisse, paying agent for Switzerland. For other countries, the list of representatives is available on www.imgp.com.

The information or data contained in the present document does not in any way constitute an offer or a recommendation or advice to buy or sell shares in the Fund's units. Furthermore, any reference to a specific security in this document should not be construed as a recommendation or investment advice. They are intended solely to inform the investor as to past performance, and do not reflect the opinion of iMGP or any related companies as to future returns. The information, opinions and assessments contained in the present document shall apply at the time of publication and may be revoked or changed without prior notice. iMGP has not taken any measures to adapt to each individual investor who remains responsible for his own independent decisions. Moreover, investors are advised to consult their legal, financial or tax advisors before taking any investment decisions. Tax treatment depends entirely on the financial situation of each investor and may be subject to change. It is recommended that investors obtain the appropriate expert advice before taking any investment decisions. This marketing document is in no way intended to replace the legal documentation and/or any information that investors obtain from their financial advisors. « The information or data contained in this document does not constitute an offer, recommendation, or advice to buy or sell shares in the fund's units. For information on sustainability-related aspects of the fund, please visit the sustainability page of the iM Global Partner website: LU1158909215. Past performance does not predict future returns. Only the most recent version of the prospectus, the Key Information Document (KID)/Key Investor Information Document (KIID), and the annual and, if applicable, subsequent half-yearly reports of the investment fund "iMGP" should be considered as the basis for investment decisions. These documents, as well as the summary of investors' rights, are available in English on the website, iMGP, or from the iMGP offices at 5 Allée Scheffer, L-2520 Luxembourg. »

The value of the units referred to may fluctuate and investors may not recoup all or part of their original investment. Investors should consult the iMGP's prospectus for further details on the risks involved. **Past performance does not predict future returns.** It is calculated in the unit currency and, where investments are made in a different currency, may also be affected by fluctuations in exchange rates. The performance data given does not include commissions or any fees linked to the subscription to and/or repurchase of shares. **Returns are calculated net of fees in the reference currencies of specific sub - funds.** They reflect the current fees, include management commissions and possibly also performance commissions deducted from the sub-funds. All returns are calculated from NAV to NAV with dividends reinvested. Unless otherwise stated, the performance of sub-funds is shown on a total return basis, including dividends or any other relevant distributions. All returns shown are gross of any tax deductions that could be applicable to an investor. It is possible that companies linked to iMGP and their executives, directors or personnel hold or have held stakes or positions in the securities listed in this document, or that they have traded or acted as market maker for these securities. Moreover, these entities or individuals may also have past or present ties with the executives of the companies issuing the abovementioned shares; furnish or have furnished financial or other services; or are or have been a director of the companies in question. Please note that any reference to an index is made for information purposes only. The performance of the Fund may differ from the performance of the index. None of the index provider data may be reproduced or re-disseminated in any form and may not be used as a basis for or a component of any financial instruments or products or indices. The risk indicator of the Fund is deemed to reflect the level of risk of the Fund. It can vary from 1 to 7. Level 1 on the scale does not mean that investing in the Fund is risk free. The indicator is based on historic data and can therefore not guarantee the level of future risk of the Fund. The indicator is also not intended to be an investment objective for the Fund and therefore can vary over time. For further information, please refer to the most recent version of the key information document ("KID"), ("KIID" in the UK).