



# iMGP Conservative Select Fund

Share class : I M GBP HP  
ISIN : LU2709242809

Managed by  
**iM Global Partner Asset Management S.A.**

For professional investors

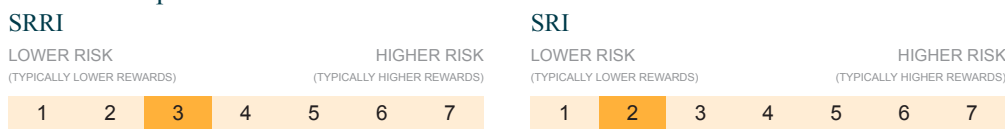
## Investment objective

The objective of this Fund is to provide investors with an absolute return which has limited correlation with the trend of the main stocks or bonds markets indices by investing mainly in UCITS, UCITS eligible exchange traded funds, money market funds and/or other UCIs. The weighting between these instruments will be determined by the Manager according to its personal assessment of the market trends. The Fund may provide indirect exposure across asset classes, mainly to equities and fixed income markets but also to currencies and money market instruments globally, including emerging markets. The Fund may also be exposed to commodities, including gold and precious metals. This exposure shall only be achieved by means of eligible instruments and shall be limited to a maximum of 10% of the Fund's net assets. To allocate the exposure on the various categories of asset classes and build up a global conservative portfolio, the Manager uses, in particular, macro-economic cycle analysis, asset valuation and risk and correlation analysis. Fundamental top-down analysis will evolve through time. It may include paying attention to, without being limited to, global yield curves, markets valuations, profits cycle analysis, earnings expectations, credit spreads, investor sentiment and other factors. The Fund is subject to ongoing monitoring to ensure that risk parameters and market exposures consistent with investment views are maintained. The Fund may also invest in exchange traded financial derivative instruments (including options and futures) in order to manage its portfolio efficiently and to protect its assets and liabilities. **The Fund is actively managed not in reference to a benchmark.**

## Fund facts

Fund manager	iM Global Partner Asset Management S.A.
Dividend policy	Accumulating
Last NAV	GBP 18,564.92
Fund size	USD 8.8 mn
Asset class	Multi-Asset
Investment zone	Global
Recommended invest. horizon	At least 3 years
Share class currency	GBP
Inception date of the Share class	2024.01.18
Legal structure	Luxembourg SICAV - UCITS
Registration	GB, CH, SG (QI), LU
Classification SFDR	Article 8

## Risk/Return profile of the share class



## Performance & risk measures



Returns may increase or decrease as a result of currency fluctuations for non-USD investors.

Monthly returns	Year	Jan	Feb	Mar	Apr	May	Jun	Jul	Aug	Sep	Oct	Nov	Dec
2026	4.3%	2.3%	1.9%	--	--	--	--	--	--	--	--	--	--
2025	11.9%	1.4%	-0.3%	-2.1%	-0.3%	5.8%	1.6%	-0.2%	1.3%	1.8%	1.1%	0.5%	0.9%
2024	--	--	0.7%	1.4%	-1.4%	0.8%	0.7%	0.6%	0.3%	0.7%	-1.7%	1.9%	-1.3%
2023	--	--	--	--	--	--	--	--	--	--	--	--	--
2022	--	--	--	--	--	--	--	--	--	--	--	--	--
2021	--	--	--	--	--	--	--	--	--	--	--	--	--

Cumulative performance	Fund		Index	Calendar year performance	Fund		Index	Annualized risk measures	Fund		Index
	Fund	Index			Fund	Index			Fund	Index	
1M	1.9%	--	YTD	4.3%	--	Volatility	6.9%	--			
3M	5.3%	--	2025	11.9%	--	Maximum drawdown	-0.3%	--			
6M	8.9%	--	2024	--	--	Recovery period (months)	--	--			
1Y	15.5%	--	2023	--	--	Duration	--	--			
3Y	--	--	2022	--	--	Yield to maturity	--	--			
5Y	--	--	2021	--	--						
Since inception	20.9%	--	2020	--	--						
			2019	--	--						
<b>Annualized performance</b>	<b>Fund</b>	<b>Index</b>	2018	--	--						
3Y	--	--	2017	--	--						
5Y	--	--									
Since inception	9.4%	--									

Annualized risk measures are calculated metrics between the respective reference indexes and the fund. Annualized risk measures based on 5-year monthly returns or 3-year returns if less than 5-year history or 1-year if less than 3-year history.

# iMGP Conservative Select Fund

Share class : I M GBP HP

For professional investors

## Fund manager Comment

### Highlights

- The 'I' USD share class of the fund was up 1.9% in USD terms in February, with positive returns from all underlying holdings. • Strong sentiment and key positions in alternative assets such as managed futures and gold has contributed to the fund's 4.4% YTD return. • The American and Israeli attacks on Iran and subsequent spike in oil prices the beginning of March has provided a test to the market's strong sentiment, however it is our belief that underlying market fundamentals remain strong.

Cumulative performance	Fund	Index
1M	1.9%	--
YTD	4.3%	--

### Market Review

• U.S. Equities (S&P 500 TR) fell 0.8%, dragged down by underperformance of the mega-cap tech names as rotation continued from growth (Russell 1000 Growth TR +3.4%) to value (Russell 1000 Value TR +2.6%). Global equities (MSCI ACWI NTR USD +1.3%), outpaced their US counterparts, with returns in Emerging Markets (MSCI Emerging NTR USD +5.5%) notably outperforming developed markets. • Fixed Income markets were largely positive in February. The Bloomberg U.S. Aggregate Bond Index was up 1.6% and Global Aggregate Bond Index Hedged to USD was up 1.1%. High Yield bonds trailed their investment grade counterparts as spreads widened, with the ICE BofA Global High Yield Constrained Index returning 0.1%. • The stand-out performers were again alternative assets; Gold was up 7.7% in February and Managed Futures again posted strong results with the SG CTA Index up 3.4%.

### Fund Review

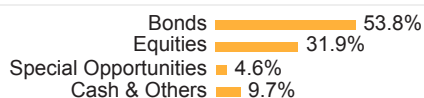
• The 'I' USD share class of the fund was up 1.9% in USD terms in February, with positive returns from all underlying holdings. • Equity markets continued their positive run, with all of our underlying managers producing positive returns. Our strongest results were from our Emerging Markets ex China holdings (+9.5%), followed by our value style Global equity manager Scharf in the iMGP Global Concentrated Equity fund (+6.0%). • Fixed income returns were all positive in February with returns clustered between flat and 0.6%. Our strongest results were from our largest single portfolio holding the iMGP US Core Plus fund (+0.6%), closely followed by our European High Yield holdings +0.55%. • Our positions in managed futures also continued to add to portfolio returns, finishing up 7.4%. Our Gold holdings slowed their ascent, however continued to produce good returns, up 4.7%.

### Outlook

With the strong start to the year, we remain optimistic that broadening global earnings and a rotation in market leadership away from just mega-cap technology companies will continue to drive risk assets higher despite high valuations. With this expectation we sold out position in large cap growth technology this month. The American and Israeli attacks on Iran and subsequent spike in oil prices the beginning of March has provided a test to the market's strong sentiment, however it is our belief that underlying market fundamentals remain strong. We continue to hold a combination of quality equities, higher-coupon fixed income, and uncorrelated liquid alternatives. While not immune to market volatility, we believe this portfolio mix will provide a strong solution for our investors.

## Portfolio Breakdown

### Asset allocation



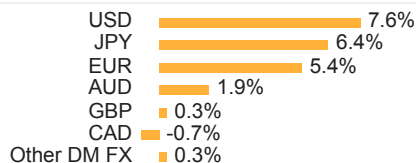
### Equities Exposure By Sector

Technology	5.5%
Financials	3.2%
Industrials	3.1%
Health Care	2.1%
Consumer Discretionary	1.8%
Materials	1.7%
Communications	1.6%
Consumer Staples	1.2%
Energy	0.8%
Real Estate	0.2%
Utilities	0.2%

### Equities Exposure By Region

Asia ex Japan	0.6%
Emerging Countries	6.7%
EMU	6.5%
Europe ex-EMU	1.1%
Japan	1.1%
North America	5.9%

### By Currency



### Bonds Exposure By Rating

AAA	-0.3%
AA	1.7%
A	0.8%
BBB	21.4%
BB	10.1%
B	7.0%
CCC	1.2%

### Bonds Exposure By Region

North America	40.1%
EMU	2.8%
Europe ex-EMU	1.3%
Emerging Countries	0.4%

Source: iM Global Partner Asset Management

## iMGP Conservative Select Fund

Share class : I M GBP HP

For professional investors

## Dealing information

Liquidity	Daily
Cut-off time	TD-1 18:00 Luxembourg
Minimum initial investment	1,000,000
Settlement	TD+2
ISIN	LU2709242809
CH Security Nr	130427580
Bloomberg	IMGCSIM LX

## Fees

Subscription fee	Max 0.00%
Redemption fee	Max 1.00%
Max management fee	0.25%
Effective management fee	0.25%
Performance fee	-

## Administrative information

Central Administration	CACEIS Bank, Luxembourg Branch	Auditor	PwC Luxembourg
Transfert Agent	CACEIS Bank, Luxembourg Branch	Management company	iM Global Partner Asset Management S.A.
Custodian Bank	CACEIS Bank, Luxembourg Branch		

## Important information

This marketing document has been issued by the investment fund, iMGP (hereinafter referred to as "iMGP"). It is not intended for distribution to or use by individuals or legal entities that are citizens of or reside in a state, country, or jurisdiction in which applicable laws and regulations prohibit its distribution, publication, issue, or use. Users are solely responsible for verifying that they are legally authorised to consult the information herein. **Only the most recent version of the prospectus, the key information document ("KID") (key investor information document ("KIID") in the UK), and the annual and half-yearly reports of iMGP (hereinafter referred to as iMGP's "legal documentation") should be considered as a basis for investment decisions. These documents are available in English on the website, [www.imgp.com/iMGP](http://www.imgp.com/iMGP), or from the iMGP offices at 5, Allée Scheffer, L-2520 Luxembourg.** For Switzerland, the prospectus, the key information document, the annual and semi-annual reports, as well as the statutes can be obtained without charges from CACEIS (Switzerland) SA- 35 Route de Signy - CH-1260 Nyon, representative for Switzerland and CACEIS Bank, Paris, succursale de Nyon / Suisse, paying agent for Switzerland. For other countries, the list of representatives is available on [www.imgp.com](http://www.imgp.com).

The information or data contained in the present document does not in any way constitute an offer or a recommendation or advice to buy or sell shares in the Fund's units. Furthermore, any reference to a specific security in this document should not be construed as a recommendation or investment advice. They are intended solely to inform the investor as to past performance, and do not reflect the opinion of iMGP or any related companies as to future returns. The information, opinions and assessments contained in the present document shall apply at the time of publication and may be revoked or changed without prior notice. iMGP has not taken any measures to adapt to each individual investor who remains responsible for his own independent decisions. Moreover, investors are advised to consult their legal, financial or tax advisors before taking any investment decisions. Tax treatment depends entirely on the financial situation of each investor and may be subject to change. It is recommended that investors obtain the appropriate expert advice before taking any investment decisions. This marketing document is in no way intended to replace the legal documentation and/or any information that investors obtain from their financial advisors. « The information or data contained in this document does not constitute an offer, recommendation, or advice to buy or sell shares in the fund's units. For information on sustainability-related aspects of the fund, please visit the sustainability page of the iM Global Partner website: [LU2709242809](http://LU2709242809). Past performance does not predict future returns. Only the most recent version of the prospectus, the Key Information Document (KID)/Key Investor Information Document (KIID), and the annual and, if applicable, subsequent half-yearly reports of the investment fund "iMGP" should be considered as the basis for investment decisions. These documents, as well as the summary of investors' rights, are available in English on the website, [iMGP](http://iMGP), or from the iMGP offices at 5 Allée Scheffer, L-2520 Luxembourg. »

The value of the units referred to may fluctuate and investors may not recoup all or part of their original investment. Investors should consult the iMGP's prospectus for further details on the risks involved. **Past performance does not predict future returns.** It is calculated in the unit currency and, where investments are made in a different currency, may also be affected by fluctuations in exchange rates. The performance data given does not include commissions or any fees linked to the subscription to and/or repurchase of shares. **Returns are calculated net of fees in the reference currencies of specific sub - funds.** They reflect the current fees, include management commissions and possibly also performance commissions deducted from the sub-funds. All returns are calculated from NAV to NAV with dividends reinvested. Unless otherwise stated, the performance of sub-funds is shown on a total return basis, including dividends or any other relevant distributions. All returns shown are gross of any tax deductions that could be applicable to an investor. It is possible that companies linked to iMGP and their executives, directors or personnel hold or have held stakes or positions in the securities listed in this document, or that they have traded or acted as market maker for these securities. Moreover, these entities or individuals may also have past or present ties with the executives of the companies issuing the abovementioned shares; furnish or have furnished financial or other services; or are or have been a director of the companies in question. Please note that any reference to an index is made for information purposes only. The performance of the Fund may differ from the performance of the index. None of the index provider data may be reproduced or re-disseminated in any form and may not be used as a basis for or a component of any financial instruments or products or indices. The risk indicator of the Fund is deemed to reflect the level of risk of the Fund. It can vary from 1 to 7. Level 1 on the scale does not mean that investing in the Fund is risk free. The indicator is based on historic data and can therefore not guarantee the level of future risk of the Fund. The indicator is also not intended to be an investment objective for the Fund and therefore can vary over time. For further information, please refer to the most recent version of the key information document ("KID"), ("KIID" in the UK).