



iMGP DBi Managed Futures Fund

Share class : I EUR HP
ISIN : LU2550036318

Managed by
Dynamic Beta Investments LLC

For professional investors

Important information

Investment objective


- Seeks to deliver long-term capital appreciation by implementing a UCITS-compliant strategy designed to approximate returns typically achieved by "managed futures" alternative funds
- Applies long and short exposures across major asset classes — equity indices, government bonds or rates, commodities and currencies — primarily through futures and forward contracts
- Relies on quantitative processes to identify directional opportunities across asset classes, while maintaining historically low correlation to major risk factors over the medium to long term
- The SG CTA Index is used for comparison only, including for performance comparison. The Fund is actively managed and the Sub-Manager's discretionary powers are not constrained by the index

Fund facts


Fund manager	Dynamic Beta Investments LLC
Dividend policy	Accumulating
Last NAV	EUR 1,208.49
Fund size	USD 399.2 mn
Asset class	Alternative
Investment zone	Global
Recommended invest. horizon	At least 4 years
Share class currency	EUR
Inception date of the strategy	2024.02.09
Inception date of the Share class	2024.02.08
New strategy implementation date	-
Legal structure	Luxembourg SICAV - UCITS
Registration	DE, AT, FR, CH, DK, SG (QI), ES, LU
Classification SFDR	Article 6

Risk/Return profile of the share class

SRI

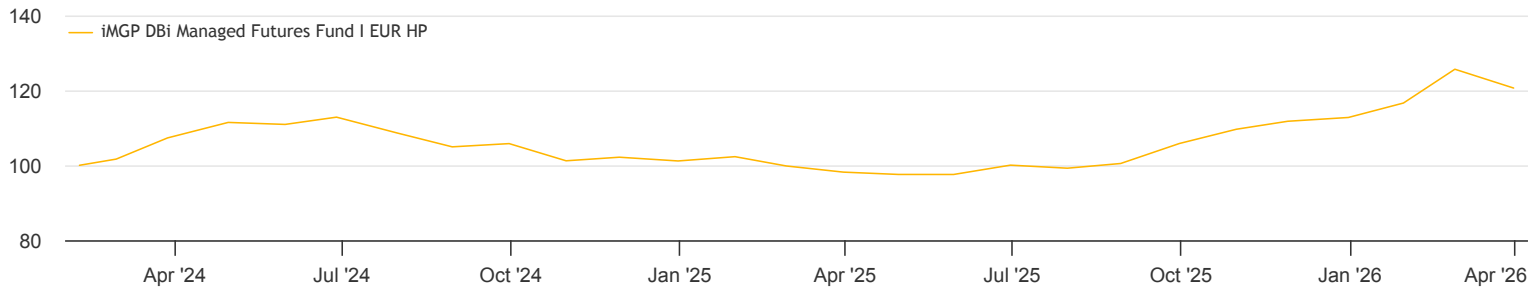


SRI



Performance & risk measures

Past performance does not predict future returns.



Investor's attention is drawn to the fact that the graph above displays the performance and, if any, the index of the strategy until its implementation within the Fund on 2023.01.31 and the performance and, if any, the index of the Fund as from 2023.01.31.

Monthly returns	Year	Jan	Feb	Mar	Apr	May	Jun	Jul	Aug	Sep	Oct	Nov	Dec
2026	7.0%	3.4%	7.7%	-4.0%	--	--	--	--	--	--	--	--	--
2025	11.5%	1.1%	-2.4%	-1.6%	-0.6%	0.0%	2.6%	-0.8%	1.3%	5.3%	3.6%	1.9%	0.9%
2024	-	--	-	5.6%	3.9%	-0.5%	1.7%	-3.7%	-3.4%	0.8%	-4.3%	0.9%	-1.0%
2023	--	--	--	--	--	--	--	--	--	--	--	--	--

Cumulative performance	Fund	Calendar year performance	Fund	Annualized risk measures	Fund
1M	-4.0%	YTD	7.0%	Volatility	9.4%
3M	7.0%	2025	11.5%	Sharpe ratio	2.2
6M	14.0%	2024	-	Maximum drawdown	-4.0%
1Y	22.9%	2023	-		
3Y	-	2022	-		
5Y	-	2021	-		
Since inception	20.8%	2020	-		
		2019	-		
Annualized performance	Fund	2018	-		
3Y	-	2017	-		
5Y	-				
Since inception	9.2%				

Investor's attention is drawn to the fact that the figures displayed above are relating to the Fund. Index means -.

Investor's attention is drawn to the fact that the figures displayed above are relating to the Fund.

iMGP

iMGP DBi Managed Futures Fund

Share class : I EUR HP

For professional investors

Fund manager Comment

Highlights

Cumulative performance	Fund
1M	-4.0%
YTD	7.0%

Market Review

Fund Review

Outlook

Portfolio Breakdown

Equity, Fixed Income and Commodities

Derivatives Allocation

Oil	12.4%
Gold	10.2%
Equities	2.3%
Bonds	-62.8%

Currency Derivatives Allocation

JPY	51.0%
EUR	41.9%
EM FX	14.0%
GBP	4.5%
CHF	2.8%
AUD	2.0%
SEK	1.0%
USD	-122.9%
Other DM FX	5.8%

Fixed Income Derivatives Duration

Short Maturities	-1.7
Intermediate Maturities	-3.5
Long Maturities	-1.1

Equity Derivatives Exposure By Region

Emerging Countries	17.8%
EMU	9.6%
Europe ex-EMU	9.0%
Japan	6.8%
Asia ex Japan	3.1%
North America	-44.2%
Cash & Others	0.2%

Source: iM Global Partner Asset Management

iMGP DBi Managed Futures Fund

Share class : I EUR HP

For professional investors

Dealing information

Liquidity	Daily
Cut-off time	TD 12:00 Luxembourg
Minimum initial investment	1,000,000
Settlement	TD+2
ISIN	LU2550036318
CH Security Nr	122658192
Bloomberg	IMDBIEH LX

Fees

Subscription fee	Max 0.00%
Redemption fee	Max 0.00%
Max management fee	0.75%
Effective management fee	0.55%
Performance fee	-

Administrative information

Central Administration	CACEIS Bank, Luxembourg Branch
Transfert Agent	CACEIS Bank, Luxembourg Branch
Custodian Bank	CACEIS Bank, Luxembourg Branch

Auditor	PwC Luxembourg
Management company	iM Global Partner Asset Management S.A.

Important information

This marketing document has been issued by the investment fund, iMGP (hereinafter referred to as "iMGP"). It is not intended for distribution to or use by individuals or legal entities that are citizens of or reside in a state, country, or jurisdiction in which applicable laws and regulations prohibit its distribution, publication, issue, or use. Users are solely responsible for verifying that they are legally authorised to consult the information herein. **Only the most recent version of the prospectus, the key information document ("KID") (key investor information document ("KIID") in the UK), and the annual and half-yearly reports of iMGP (hereinafter referred to as iMGP's "legal documentation") should be considered as a basis for investment decisions. These documents are available in English on the website, www.imgp.com/iMGP, or from the iMGP offices at 5, Allée Scheffer, L-2520 Luxembourg.** For Switzerland, the prospectus, the key information document, the annual and semi-annual reports, as well as the statutes can be obtained without charges from CACEIS (Switzerland) SA- 35 Route de Signy - CH-1260 Nyon, representative for Switzerland and CACEIS Bank, Paris, succursale de Nyon / Suisse, paying agent for Switzerland. For other countries, the list of representatives is available on www.imgp.com.

The information or data contained in the present document does not in any way constitute an offer or a recommendation or advice to buy or sell shares in the Fund's units. Furthermore, any reference to a specific security in this document should not be construed as a recommendation or investment advice. They are intended solely to inform the investor as to past performance, and do not reflect the opinion of iMGP or any related companies as to future returns. The information, opinions and assessments contained in the present document shall apply at the time of publication and may be revoked or changed without prior notice. iMGP has not taken any measures to adapt to each individual investor who remains responsible for his own independent decisions. Moreover, investors are advised to consult their legal, financial or tax advisors before taking any investment decisions. Tax treatment depends entirely on the financial situation of each investor and may be subject to change. It is recommended that investors obtain the appropriate expert advice before taking any investment decisions. This marketing document is in no way intended to replace the legal documentation and/or any information that investors obtain from their financial advisors.

The value of the units referred to may fluctuate and investors may not recoup all or part of their original investment. Investors should consult the iMGP's prospectus for further details on the risks involved. **Past performance does not predict future returns.** It is calculated in the unit currency and, where investments are made in a different currency, may also be affected by fluctuations in exchange rates. The performance data given does not include commissions or any fees linked to the subscription to and/or repurchase of shares. **Returns are calculated net of fees in the reference currencies of specific sub - funds.** They reflect the current fees, include management commissions and possibly also performance commissions deducted from the sub-funds. All returns are calculated from NAV to NAV with dividends reinvested. Unless otherwise stated, the performance of sub-funds is shown on a total return basis, including dividends or any other relevant distributions. All returns shown are gross of any tax deductions that could be applicable to an investor. It is possible that companies linked to iMGP and their executives, directors or personnel hold or have held stakes or positions in the securities listed in this document, or that they have traded or acted as market maker for these securities. Moreover, these entities or individuals may also have past or present ties with the executives of the companies issuing the abovementioned shares; furnish or have furnished financial or other services; or are or have been a director of the companies in question. Please note that any reference to an index is made for information purposes only. The performance of the Fund may differ from the performance of the index. None of the index provider data may be reproduced or re-disseminated in any form and may not be used as a basis for or a component of any financial instruments or products or indices. The risk indicator of the Fund is deemed to reflect the level of risk of the Fund. It can vary from 1 to 7. Level 1 on the scale does not mean that investing in the Fund is risk free. The indicator is based on historic data and can therefore not guarantee the level of future risk of the Fund. The indicator is also not intended to be an investment objective for the Fund and therefore can vary over time. For further information, please refer to the most recent version of the key information document ("KID"), ("KIID" in the UK).