



iMGP Euro Select Fund

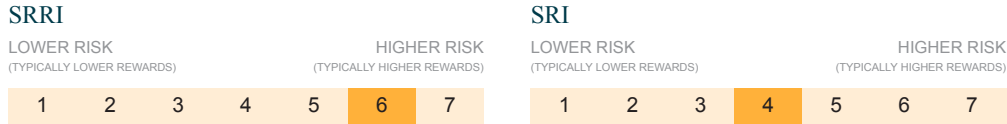
Managed by
Zadig Asset Management S.A.

Share class : I EUR
ISIN : LU2956811959
For professional investors

Investment objective

- Aims to deliver long-term capital growth by investing in companies of all market capitalisation based in member states of the European Monetary Union
- Will invest at all times at least 75% its assets in equities or similar instruments (eligible for the French PEA status (Plan d'épargne en actions))
- Relies on fundamental research and frequent portfolio reviews, supported by ongoing dialogue with company management teams to identify and select high-conviction long positions
- The MSCI EMU Net Return Index is used for comparison only, including for performance comparison. The Fund is actively managed and the Sub-Manager's discretionary powers are not constrained by the index

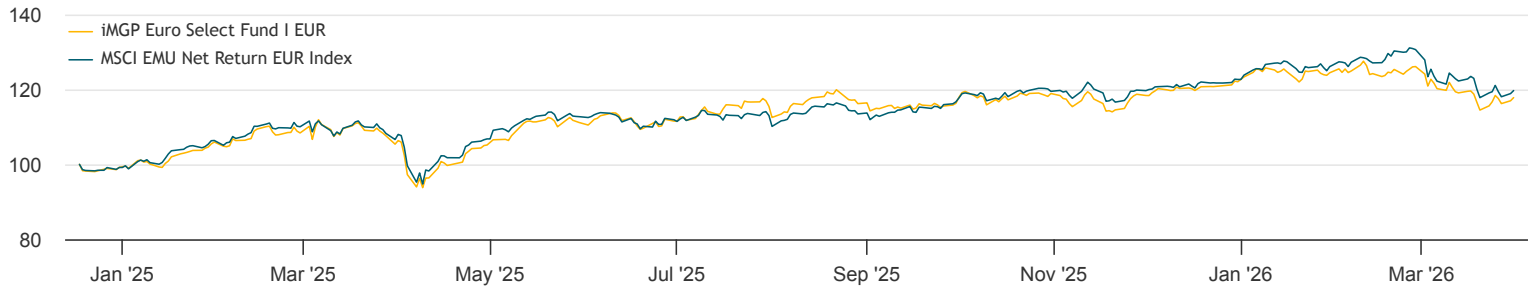
Risk/Return profile of the share class



Fund facts

| | |
|-----------------------------------|--|
| Fund manager | Zadig Asset Management S.A. |
| Dividend policy | Accumulating |
| Last NAV | EUR 1,178.20 |
| Fund size | EUR 28.9 mn |
| Asset class | European Equities |
| Investment zone | Europe |
| Recommended invest. horizon | At least 5 years |
| Share class currency | EUR |
| Inception date of the Share class | 2024.12.18 |
| New strategy implementation date | - |
| Index | MSCI EMU Net Return EUR Index |
| Legal structure | Luxembourg SICAV - UCITS |
| Registration | FR, GB, IT, NO, PT, SE, AT, CH, DK, ES, FI, DE, BE, LU |
| Classification SFDR | Article 8 |

Performance & risk measures



Past performance does not predict future returns.
Returns may increase or decrease as a result of currency fluctuations for non-USD investors.

| Monthly returns | Year | Jan | Feb | Mar | Apr | May | Jun | Jul | Aug | Sep | Oct | Nov | Dec |
|-----------------|-------|------|------|-------|-------|------|------|------|------|------|------|-------|------|
| 2026 | -3.5% | 2.0% | 1.3% | -6.6% | -- | -- | -- | -- | -- | -- | -- | -- | -- |
| 2025 | 23.1% | 6.8% | 2.3% | -2.8% | -0.2% | 5.7% | 0.3% | 3.5% | 0.7% | 0.1% | 2.3% | -0.2% | 2.8% |
| 2024 | - | -- | -- | -- | -- | -- | -- | -- | -- | -- | -- | -- | - |
| 2023 | - | -- | -- | -- | -- | -- | -- | -- | -- | -- | -- | -- | -- |
| 2022 | - | -- | -- | -- | -- | -- | -- | -- | -- | -- | -- | -- | -- |
| 2021 | - | -- | -- | -- | -- | -- | -- | -- | -- | -- | -- | -- | -- |

| Cumulative performance | Fund | | Index | | Calendar year performance | Fund | | Index | | Annualized risk measures | Fund | | Index | |
|------------------------|-------|-------|-------|-------|---------------------------|-------------------|-------|-------|-------|--------------------------|------|--|-------|--|
| | Fund | Index | Fund | Index | | Fund | Index | Fund | Index | | | | | |
| 1M | -6.6% | -8.4% | YTD | -3.5% | -2.4% | Volatility | 17.7% | 16.4% | | | | | | |
| 3M | -3.5% | -2.4% | 2025 | 23.1% | 23.7% | Sharpe ratio | 0.3 | 0.4 | | | | | | |
| 6M | 1.3% | 2.6% | 2024 | - | - | Tracking error | 5.8% | -- | | | | | | |
| 1Y | 11.8% | 12.3% | 2023 | - | - | Information ratio | -0.2 | -- | | | | | | |
| 3Y | - | - | 2022 | - | - | Beta | 1.0 | -- | | | | | | |
| 5Y | - | - | 2021 | - | - | Correlation | 0.9 | -- | | | | | | |
| Since inception | 17.8% | 19.7% | 2020 | - | - | | | | | | | | | |
| | | | 2019 | - | - | | | | | | | | | |
| | | | 2018 | - | - | | | | | | | | | |
| | | | 2017 | - | - | | | | | | | | | |
| Annualized performance | Fund | | Index | | | | | | | | | | | |
| 3Y | - | - | | | | | | | | | | | | |
| 5Y | - | - | | | | | | | | | | | | |
| Since inception | 13.6% | 15.1% | | | | | | | | | | | | |

Annualized risk measures are calculated metrics between the respective reference indexes and the fund. Annualized risk measures based on 5-year monthly returns or 3-year returns if less than 5-year history or 1-year if less than 3-year history.

iMGP Euro Select Fund

Share class : I EUR

For professional investors

Fund manager Comment

Highlights

| Cumulative performance | Fund | Index |
|------------------------|-------|-------|
| 1M | -6.6% | -8.4% |
| YTD | -3.5% | -2.4% |

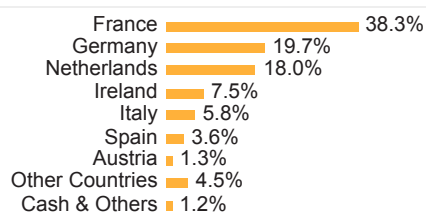
Market Review

Fund Review

Outlook

Portfolio Breakdown

By Country



By Sector

| | |
|------------------------|-------|
| Health Care | 16.2% |
| Consumer Staples | 13.9% |
| Technology | 13.3% |
| Consumer Discretionary | 13.3% |
| Financials | 11.3% |
| Industrials | 9.5% |
| Communications | 8.7% |
| Energy | 6.6% |
| Materials | 6.0% |
| Cash & Others | 1.2% |

Top 10

| | |
|------------------------|--------------|
| STMICROELECTRONICS/I | 5.0% |
| TOTALENERGIES SE PARIS | 4.8% |
| SANOFI - PARIS | 4.4% |
| ASML HOLDING NV | 4.1% |
| LOTTOMATICA GROUP SPA | 4.1% |
| KERRY GROUP PLC-A | 3.7% |
| PUIG BRANDS SA-B | 3.6% |
| PUBLICIS GROUPE SA | 3.4% |
| MERCK KGAA | 3.2% |
| CARREFOUR SA | 3.1% |
| Total | 39.4% |

By Currency



By Market Capitalization

| | |
|------------------------|-------|
| Mega Cap > 30 bn | 39.7% |
| Large Cap 5 bn - 30 bn | 40.1% |
| Mid Cap 1 bn - 5 bn | 15.1% |
| Small Cap < 1 bn | 3.8% |
| Cash & Others | 1.2% |

Top 3 Contributors

| | |
|------------------------|------|
| TOTALENERGIES SE PARIS | 0.7% |
| LOTTOMATICA GROUP SPA | 0.6% |
| MAUREL ET PROM | 0.2% |

Top 3 Detractors

| | |
|----------------------|-------|
| CANAL+ FRANCE LONDON | -1.1% |
| MERCK KGAA | -0.5% |
| AUMOVIO SE | -0.5% |

Source: iM Global Partner Asset Management

iMGP Euro Select Fund

Share class : I EUR

For professional investors

Dealing information

| | |
|----------------------------|---------------------|
| Liquidity | Daily |
| Cut-off time | TD 12:00 Luxembourg |
| Minimum initial investment | 1,000,000 |
| Settlement | TD+2 |
| ISIN | LU2956811959 |
| CH Security Nr | 141021561 |
| Bloomberg | IGPAMIE LX |

Fees

| | |
|--------------------------|-----------|
| Subscription fee | Max 0.00% |
| Redemption fee | Max 0.00% |
| Max management fee | 0.90% |
| Effective management fee | 0.85% |
| Performance fee | - |

Administrative information

| | |
|------------------------|--------------------------------|
| Central Administration | CACEIS Bank, Luxembourg Branch |
| Transfert Agent | CACEIS Bank, Luxembourg Branch |
| Custodian Bank | CACEIS Bank, Luxembourg Branch |

| | |
|--------------------|---|
| Auditor | PwC Luxembourg |
| Management company | iM Global Partner Asset Management S.A. |

Important information

This marketing document has been issued by the investment fund, iMGP (hereinafter referred to as "iMGP"). It is not intended for distribution to or use by individuals or legal entities that are citizens of or reside in a state, country, or jurisdiction in which applicable laws and regulations prohibit its distribution, publication, issue, or use. Users are solely responsible for verifying that they are legally authorised to consult the information herein. **Only the most recent version of the prospectus, the key information document ("KID") (key investor information document ("KIID") in the UK), and the annual and half-yearly reports of iMGP (hereinafter referred to as iMGP's "legal documentation") should be considered as a basis for investment decisions. These documents are available in English on the website, www.imgp.com/iMGP, or from the iMGP offices at 5, Allée Scheffer, L-2520 Luxembourg.** For Switzerland, the prospectus, the key information document, the annual and semi-annual reports, as well as the statutes can be obtained without charges from CACEIS (Switzerland) SA- 35 Route de Signy - CH-1260 Nyon, representative for Switzerland and CACEIS Bank, Paris, succursale de Nyon / Suisse, paying agent for Switzerland. For other countries, the list of representatives is available on www.imgp.com.

The information or data contained in the present document does not in any way constitute an offer or a recommendation or advice to buy or sell shares in the Fund's units. Furthermore, any reference to a specific security in this document should not be construed as a recommendation or investment advice. They are intended solely to inform the investor as to past performance, and do not reflect the opinion of iMGP or any related companies as to future returns. The information, opinions and assessments contained in the present document shall apply at the time of publication and may be revoked or changed without prior notice. iMGP has not taken any measures to adapt to each individual investor who remains responsible for his own independent decisions. Moreover, investors are advised to consult their legal, financial or tax advisors before taking any investment decisions. Tax treatment depends entirely on the financial situation of each investor and may be subject to change. It is recommended that investors obtain the appropriate expert advice before taking any investment decisions. This marketing document is in no way intended to replace the legal documentation and/or any information that investors obtain from their financial advisors. « The information or data contained in this document does not constitute an offer, recommendation, or advice to buy or sell shares in the fund's units. For information on sustainability-related aspects of the fund, please visit the sustainability page of the iM Global Partner website: LU2956811959. Past performance does not predict future returns. Only the most recent version of the prospectus, the Key Information Document (KID)/Key Investor Information Document (KIID), and the annual and, if applicable, subsequent half-yearly reports of the investment fund "iMGP" should be considered as the basis for investment decisions. These documents, as well as the summary of investors' rights, are available in English on the website, iMGP, or from the iMGP offices at 5 Allée Scheffer, L-2520 Luxembourg.»

The value of the units referred to may fluctuate and investors may not recoup all or part of their original investment. Investors should consult the iMGP's prospectus for further details on the risks involved. **Past performance does not predict future returns.** It is calculated in the unit currency and, where investments are made in a different currency, may also be affected by fluctuations in exchange rates. The performance data given does not include commissions or any fees linked to the subscription to and/or repurchase of shares. **Returns are calculated net of fees in the reference currencies of specific sub - funds.** They reflect the current fees, include management commissions and possibly also performance commissions deducted from the sub-funds. All returns are calculated from NAV to NAV with dividends reinvested. Unless otherwise stated, the performance of sub-funds is shown on a total return basis, including dividends or any other relevant distributions. All returns shown are gross of any tax deductions that could be applicable to an investor. It is possible that companies linked to iMGP and their executives, directors or personnel hold or have held stakes or positions in the securities listed in this document, or that they have traded or acted as market maker for these securities. Moreover, these entities or individuals may also have past or present ties with the executives of the companies issuing the abovementioned shares; furnish or have furnished financial or other services; or are or have been a director of the companies in question. Please note that any reference to an index is made for information purposes only. The performance of the Fund may differ from the performance of the index. None of the index provider data may be reproduced or re-disseminated in any form and may not be used as a basis for or a component of any financial instruments or products or indices. The risk indicator of the Fund is deemed to reflect the level of risk of the Fund. It can vary from 1 to 7. Level 1 on the scale does not mean that investing in the Fund is risk free. The indicator is based on historic data and can therefore not guarantee the level of future risk of the Fund. The indicator is also not intended to be an investment objective for the Fund and therefore can vary over time. For further information, please refer to the most recent version of the key information document ("KID"), ("KIID" in the UK).